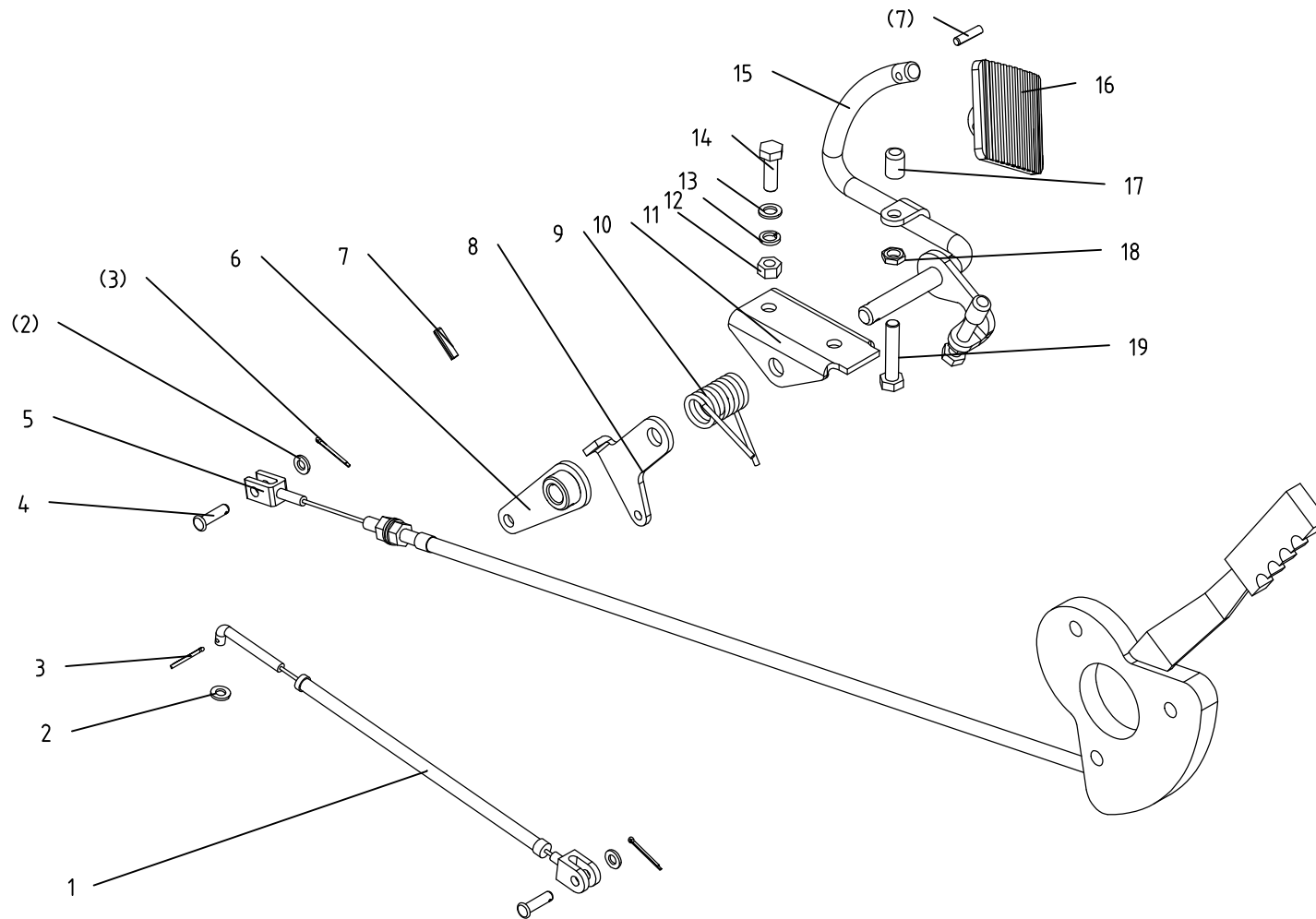


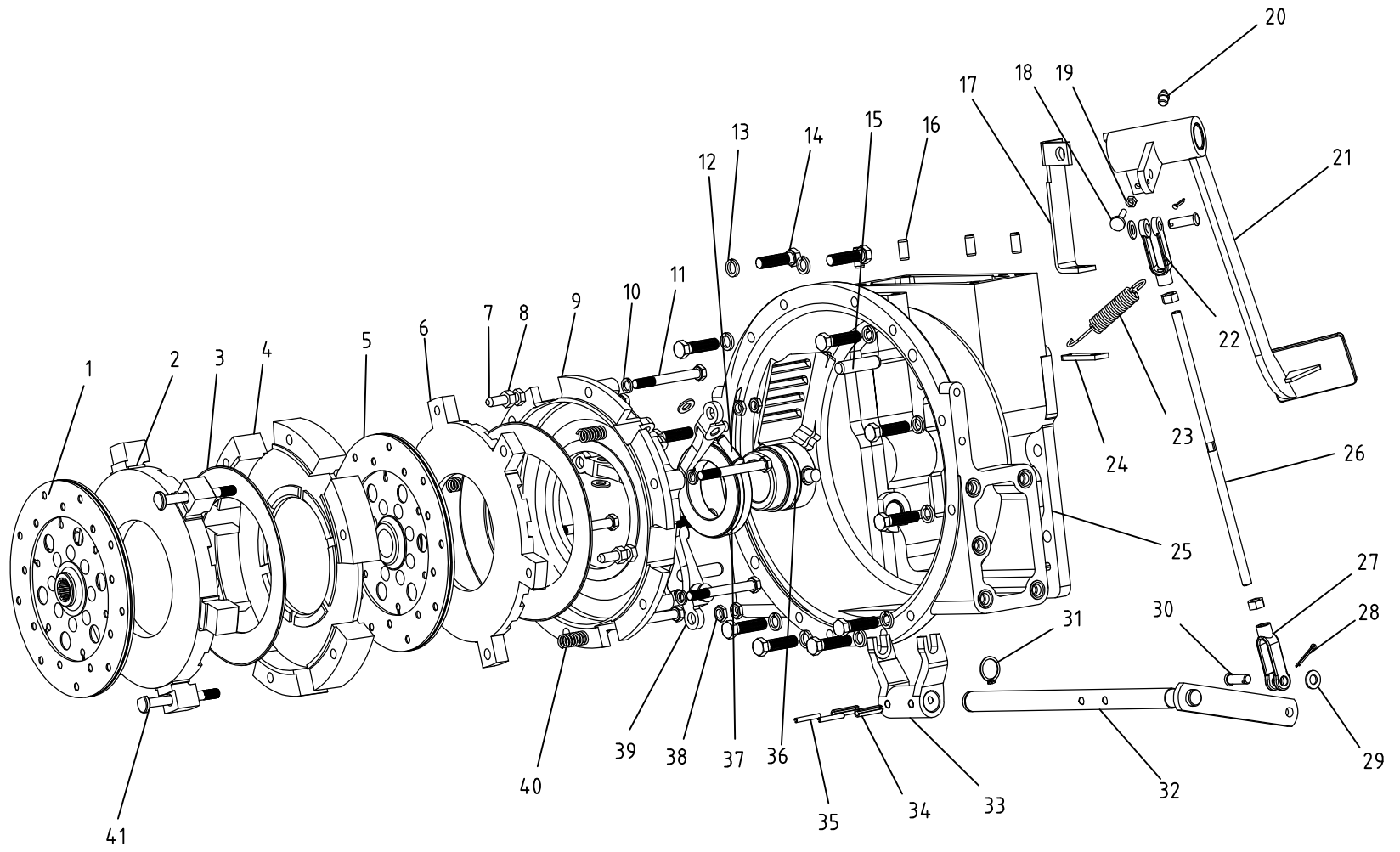
1 油门操纵机构总成 Throttle Control Mechanism



1 油门操纵机构总成 Throttle Control Mechanism

序号 Ser.No.	代号 Part No.	名称及规格	Name & Specifications	数量 Quantity	备注 Remarks
1	404G2-6.20.012	油门拉线组合件	Accelerograph pull weldment	1	
2	GB/T97.1-2002-6	垫圈 6	Plain washer 6	3	
3	GB/T91-2000-2×16	销 2×16	Split pin 2×16	3	
4	GB/T882-2000-B6×22	销轴B6×22	Clevis pin with head B6×22	2	
5	304G2-6.20.011	手油门总成	Hand throttle	1	
6	550.20.015-1	摇臂焊合件	Rocker	1	
7	GB/T879-2000-5×20	销5×20	Slotted spring pin 5×20	2	
8	550.20.123-1	手油门摇臂	Hand accelerograph roker	1	
9	550.20.122-1	扭簧	Torsion coil spring	1	
10	550.20.121-1	油门支架	Bracket	1	
11	GB/T6170-2000-M8	螺母 M8	Hex. nut M8	2	
12	GB/T93-1987-8	垫圈 8	Spring lock washer 8	2	
13	GB/T97.1-2002-8	垫圈 8	Plain washer 8	2	
14	GB/T5783-2000-M8×25	螺栓 M8×25	Hex. head bolt M8×25	2	
15	550.20.021-1	脚油门杆焊合件	Pull-rod, pedal axes	1	
16	550.20.104-1	油门踏板	Throttle lever	1	
17	550.20.120-1	橡胶帽	Rubber cap	2	
18	GB/T6172-2000-M8	螺母 M8	Hex. nut M8	2	
19	GB/T5781-2000-M8×40	螺栓 M8×40	Hex. head bolt M8×40	2	

2 离合器总成
Clutch



2 离合器总成 Clutch

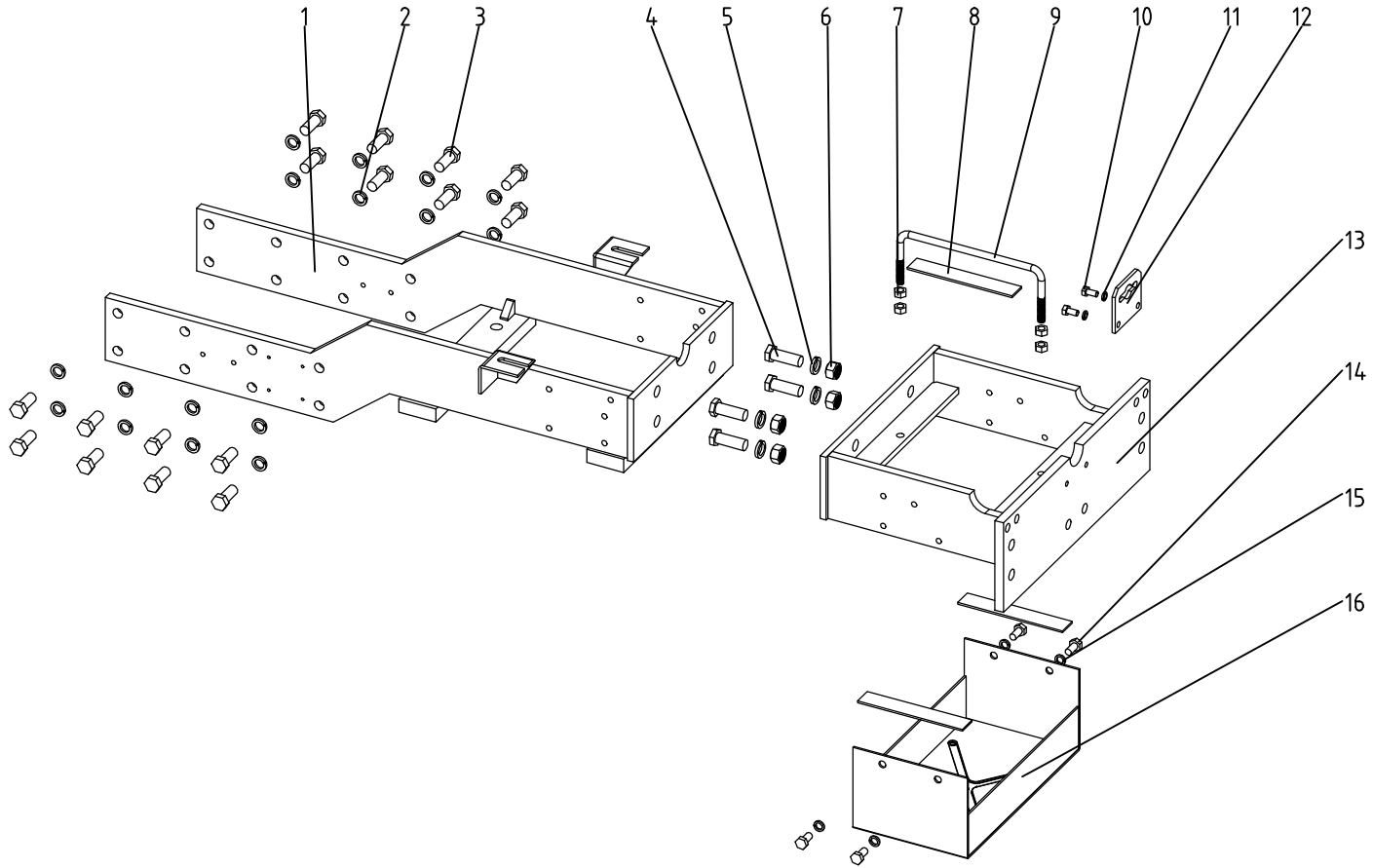
序号 Ser.No.	代号 Part No.	名称及规格	Name & Specifications	数量 Quantity	备注 Remarks
1	300.21C.013	主离合器从动盘总成	Driven plate ,main clutch	1	
2	300.21C.103-1	主离合器压盘	Pressure plate ,main clutch	1	
3	304G2-6.21.101	碟形弹簧	Disc spring	2	
4	300.21C.104	离合器固定压盘	Fixed pressure plate, clutch	1	
5	300.21C.012	PTO离合器从动盘总成	Driven plate PTO clutch	1	
6	300.21C.106-1	PTO离合器压盘	Pressure plate PTO clutch	1	
7	300.21C.113-1	调整螺栓	Adjusting bolt	3	
8	GB/T6171-2000-M10×1	螺母 M10×1	Fine thread hex. nut M10×1	5	
9	300.21C.107-1	离合器盖	Clutch cover	1	
10	GB/T93-1987-10	垫圈 10	Spring lock washer 10	6	
11	GB/T5782-2000-M10×90	螺栓 M10×90	Hex. head bolt M10×90	6	
12	280.21.109-1	销轴	Clevis pin with head	3	
13	GB/T93-1987-12	垫圈 12	Spring lock washer 12	12	
14	GB/T5783-2000-M12×45	螺栓 M12×45	Hex. head bolt M12×45	12	
15	300.37.154	圆柱销	Parall pin	2	
16	GB/T119.1-2000-B10×22	销 B10×22	Parallel pin B10×22	4	
17	304G2-6.21.114	安全开关安装板	safety switch bracket	1	
18	300.21C.133	调整螺栓	Adjusting bolt	1	
19	GB/T6170-2000-M6	螺母 M6	Hex. nut M6	1	
20	JB/T7940.2-1995-45° M10×1	油杯 45° M10×1	Angle grease nipple 45° M10×1	1	
21	304G2-6.21.015	离合器踏杆组合件	Pedal weldment	1	
22	300.21A.148	拉杆叉头	Rod clevis	1	
23	200.21.127-1	外回位弹簧	Return spring	1	
24	304G2-6.21.115	弹簧挂板	Spring bracket	1	
25	304G2/354G2.21.011	离合器壳体总成	Clutch case	1	

2 离合器总成 Clutch

续表

序号 Ser.No.	代号 Part No.	名称及规格	Name & Specifications	数量 Quantity	备注 Remarks
26	304G2-6.21.103	离合器拉杆	clutch pull rod	1	
27	254G2.21.106	连接叉	Rod clevis	1	
28	GB/T91-2000-3.2×25	销 3.2×25	Split pin 3.2×25	2	
29	GB/T97.1-2002-10	垫圈 10	Plain washer 10	5	
30	GB/T119.1-2000-B10×22	销 B10×22	Parallel pin B10×22	2	
31	GB/T894.1-1986-22	挡圈22	Circlip for shaft 22	1	
32	304G2-6.21.014	分离轴焊合件	Release shaft	1	
33	304G2.21.104	离合器拨叉	Release fork	1	
34	GB/T879-2000-8×35	销 8×35	Slotted spring pin 8×35	2	
35	GB/T879-2000-5×35	销 5×35	Slotted spring pin 5×35	2	
36	304G2.21.103	分离轴承座	Release bearing seat	1	
37	65TNK20	分离轴承	Release bearing	1	
38	GB/T6173-2000- M10×1	螺母 M10×1	Fine thread hex. nut M10×1	6	
39	300.21C.116-1	主分离杠杆	Main release lever	3	
40	300.21C.115	回位弹簧	Return spring	3	
41	300.21C.114-1	调整螺栓	Adjusting bolt	3	
	304G2-6.21.clutch	离合器部件	clutch parts	1	No.1-12+No.39-41

3 机架总成
Frame

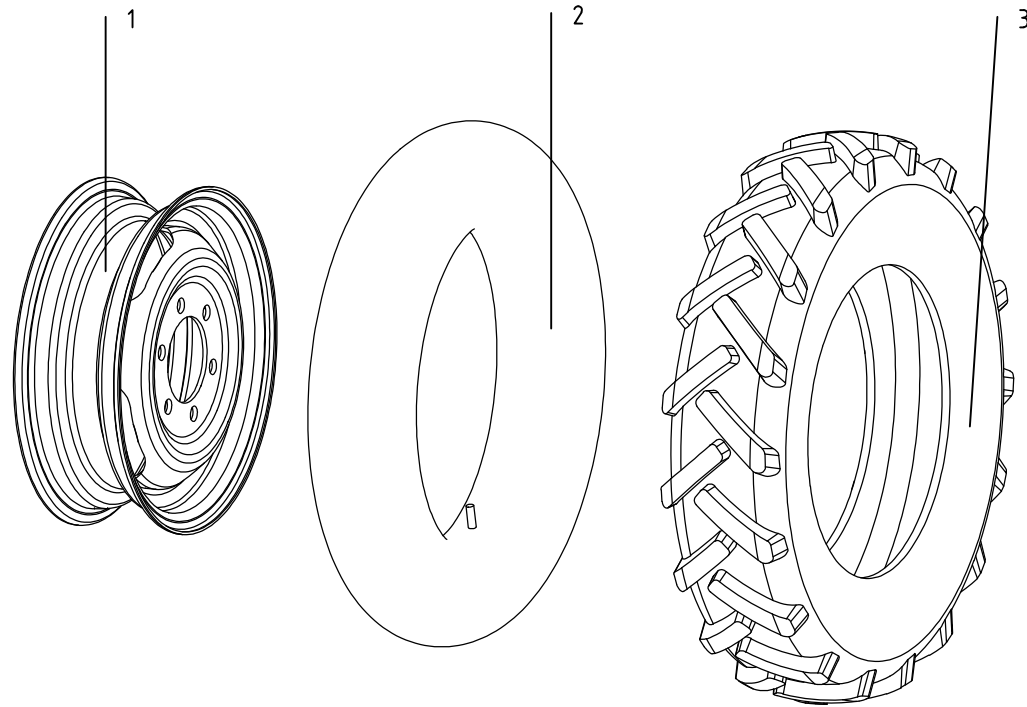


3 机架总成

Frame

序号 Ser.No.	代号 Part No.	名称及规格	Name & Specifications	数量 Quantity	备注 Remarks
1	404G2-6E.30.011	机架焊合件	Frame	1	
2	GB93-87-14	垫圈14	Spring Lock washer14	16	
3	GB5783-2000-M14×35	螺栓M14×35	Hex.head bolt M14x35	16	8.8级
4	GB5783-2000-M16×35	螺栓M16×45	Hex.head bolt M16x45	4	
5	GB93-87-16	垫圈16	Spring Lock washer16	4	
6	GB6170-2000-M16	螺母M16	Hex .nut M16	4	
7	GB6170-2000-M10	螺母M10	Hex .nut M10	4	
8	300.47.143	电瓶胶垫	rubber gasket	3	
9	304G2-6E.30.110	U型螺栓	U model of bolt	1	
10	GB5783-2000-M8×16	螺栓M8×16	Hex.head bolt M8x16	2	
11	GB93-87-8	垫圈8	Spring Lock washer8	2	
12	250.30.116	手摇起动支承板	Starting crank gate	1	
13	304G2-6E.30.013	电瓶架焊合件	Battery bracket	1	
14	GB5783-2000-M10×20	螺栓M10×20	Hex.head bolt M10x20	4	
15	GB93-87-10	垫圈10	Spring Lock washer10	4	
16	304G2-6E.30.012	配重架焊合件	Assistant weight support	1	

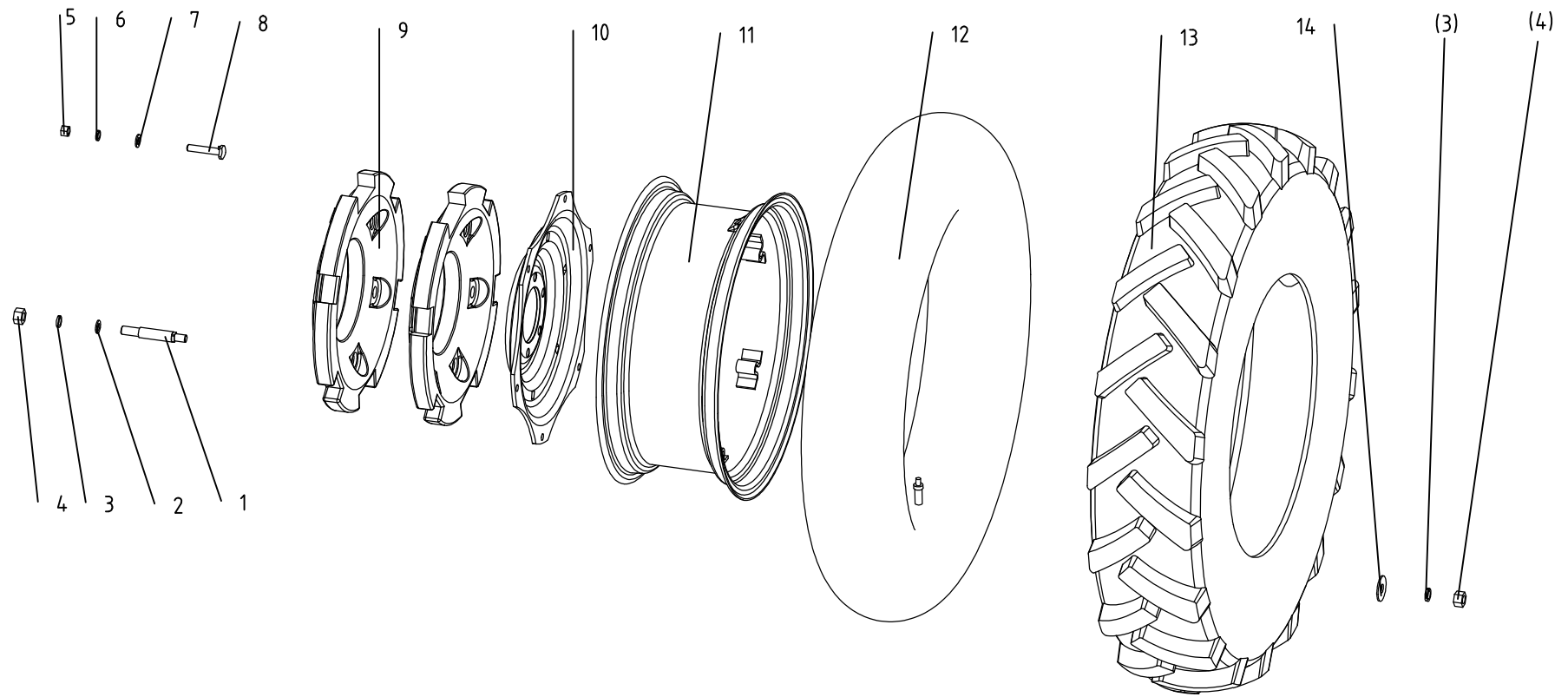
4 前驱动轮总成
Front Drive Wheel



4 前驱动轮总成 **Front Drive Wheel**

序号 Ser.No.	代号 Part No.	名称及规格	Name & Specifications	数量 Quantity	备注 Remarks
1	304.32.011	轮辋总成 (16×5.00F)	Rim , Front drive wheel	1×2	
2	GB/T2979-1999-6.50-16	驱动轮内胎 6.50-16	Tube 6.50-16	1×2	
	GB/T2979-1999-7.50-16	驱动轮内胎 7.50-16	Tube 7.50-16	1×2	Optional while placing order
3	GB/T2979-1999-6.50-16	驱动轮外胎 6.50-16	Tire 6.50-16	1×2	
	GB/T2979-1999-7.50-16	驱动轮外胎 7.50-16	Tire 7.50-16	1×2	Optional while placing order

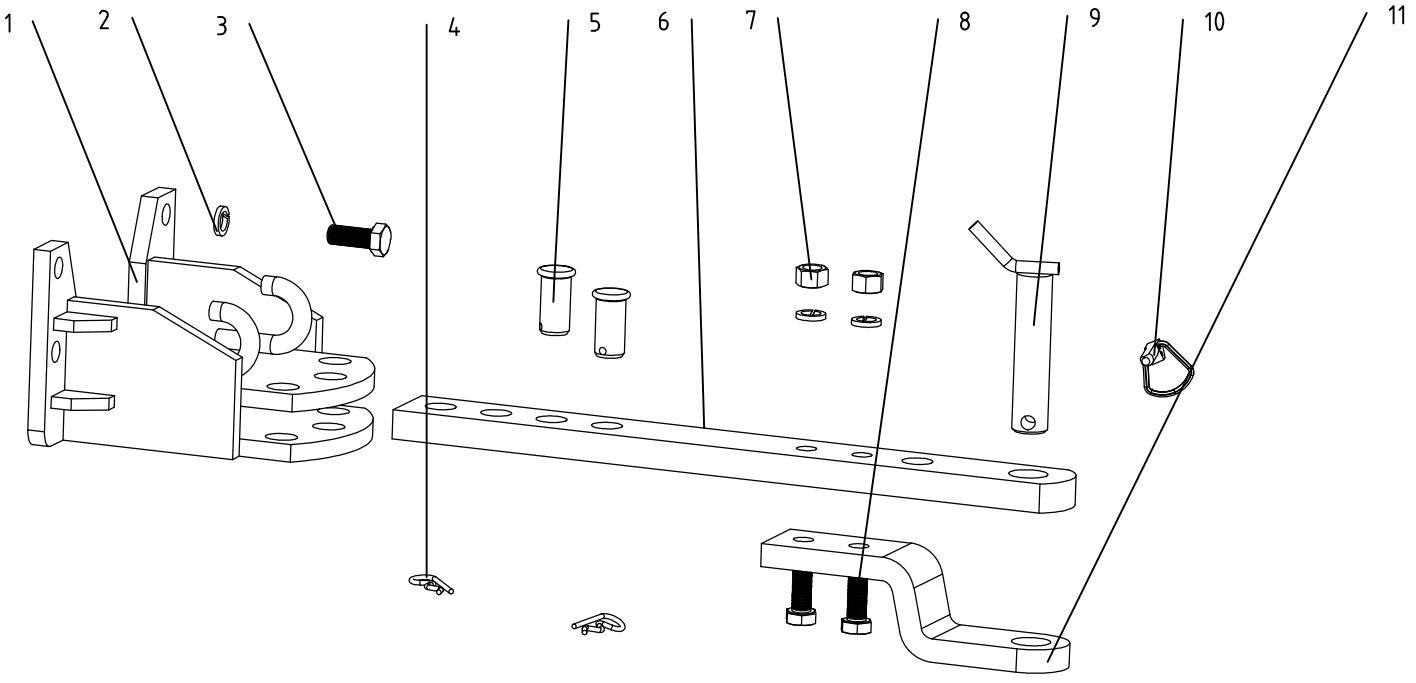
5 驱动轮总成 Drive Wheel



5 驱动轮总成 Drive Wheel

序号 Ser.No.	代号 Part No.	名称及规格	Name & Specifications	数量 Quantity	备注 Remarks
1	300.34.102-2	配重螺栓	Bolt for ballast	3×2	
2	GB/T97.1-2002-6	垫圈 16	Plain washer 16	3×2	
3	GB/T93-1987-16	垫圈 16	Spring lock washer 16	6×2	
4	GB/T6170-2000-M16	螺母 M16	Hex. nut M16	6×2	
5	GB/T6176-2000-M14×1.5	螺母 M14×1.5	Fine thread hex. nut M14×1.5	6×2	
6	GB/T93-1987-14	垫圈 14	Spring lock washer 14	6×2	
7	GB/T97.1-2002-14	垫圈 14	Plain washer 14	6×2	
8	200.34.115	轮辋螺栓	Attachment bolt	6×2	
9	300.34.101-2	后配重	Rear wheel ballast	2×2	
10	300.34.103-1	驱动轮幅板	Wheel disc	1×2	
11	400-6.34.020	轮辋焊合件	Wheel rim	1×2	For 12.4-24
	300.34.011	驱动轮轮辋总成	Wheel rim	1×2	For 11.2-24
12	GB/T2979-1999-12.4-24	驱动轮内胎 12.4-24	Tube 12.4-24	1×2	
	GB/T2979-1999-11.2-24	驱动轮内胎 11.2-24	Tube 11.2-24	1×2	
13	GB/T2979-1999-12.4-24	驱动轮外胎 12.4-24	Tire 12.4-24	1×2	
	GB/T2979-1999-11.2-24	驱动轮外胎 11.2-24	Tire 11.2-24	1×2	
14	GB/T96-2002-16	垫圈 16	Large plain washer 16	3×2	

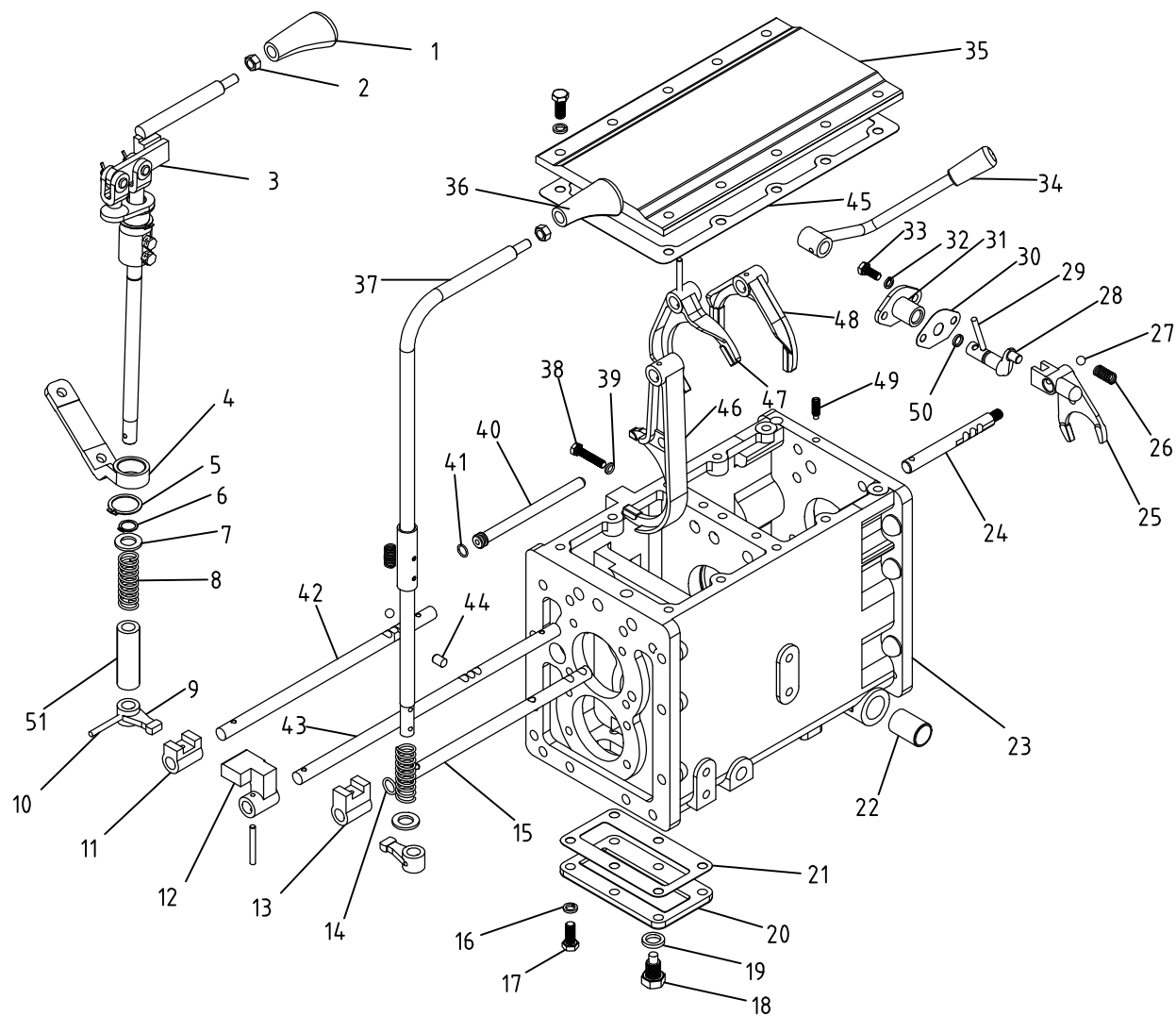
6 摆杆式牵引装置总成
Swing Drawbar Frame



6 摆式牵引装置总成 Swing Drawbar Frame

序号 Ser.No.	代号 Part No.	名称及规格	Name & Specifications	数量 Quantity	备注 Remarks
1	300.53A.012-1	摆杆式牵引焊合件	Swing Drawbar Frame	1	
2	GB/T93-1987-16	垫圈 16	Spring lock washer 16	6	
3	GB/T5783-2000-M16×40	螺栓 M16×40	Hex. head bolt M16×40	4	
4	300.53.102	牵引 R销	R-pin	2	
5	300.53.109	牵引销	Hitch pin	2	
6	300.53A.103	牵引板	Drawbar plate	1	
7	GB/T6170-2000-M16	螺母 M16	Hex. nut M16	2	
8	GB/T5782-2000-M16×65	螺栓 M16×65	Hex. head bolt M16×65	2	
9	300.53.011	销轴焊合件	Spindle	1	
10	200.56.011	锁销组总成	Lock pin	1	
11	300.53.104-1	牵引卡	Drawbar clamping plate	1	

7.1 变速箱总成 (A) Gearbox (A)



7.1 变速箱总成(A) Gearbox(A)

序号 Ser.No.	代号 Part No.	名称及规格	Name & Specifications	数量 Quantity	备注 Remarks
1	304G2.37.015	主变速换挡杆手柄总成	Main shift lever handle	1	
2	GB/T6170-2000-M10	螺母 M10	Hex. nut M10	2	
3	304G2-6.37.011	主变速换挡杆总成	Main shift lever	1	
4	304G2.37.175	固定套	Fixing sleeve	1	
5	GB/T894.1-1986-30	挡圈30	Circlip for shaft 30	1	
6	GB/T894.1-1986-16	挡圈16	Circlip for shaft 16	1	
7	GB/T97.1-2002-16	垫圈16	Chamfered plain washer 16	2	
8	304G2.37.118-1	压簧	Pressure spring	2	
9	304G2.37.120	拨杆	Sliding lever	2	
10	GB/T879.1-2000-5×26	销5×26	Slotted spring pin 5×26	8	
11	304G2.37.121	III-IV挡拨头	III-IV Sliding block	1	
12	304G2.37.122	I - II挡拨头	I - II Sliding block	1	
13	304G2.37.128	梭形挡拨头	Patrol sliding block	1	
14	GB/T3452.1-1992-15×2.65	O形圈15×2.65	O-ring seal 15×2.65	3	
15	304G2.37.129	梭形挡拨叉轴	Patrol fork shaft	1	
16	GB/T93-1987-10	垫圈10	Spring lock washer 10	32	
17	GB/T5783-2000-M10×25	螺栓M10×25	Hex. Head bolt M10×25	26	
18	200.38.024	放油螺栓总成	Oil drain plug	1	
19	12.37.149	组合密封圈	Combined seal washer	1	
20	300.37.150	底盖	Bottom cover	1	
21	300.37.151	底盖纸垫	Paper gasket	1	
22	200.38.144-3	衬套	Bush	2	
23	304G2.37.101	变速箱壳体	Gearbox housing	1	
24	304G2.37.117	副变速拨叉轴	Range gear shift fork shaft	1	
25	200.37.211	高低档拨叉	Shifting fork high - low speed range	1	

7.1 变速箱总成(A) Gearbox(A)

续表

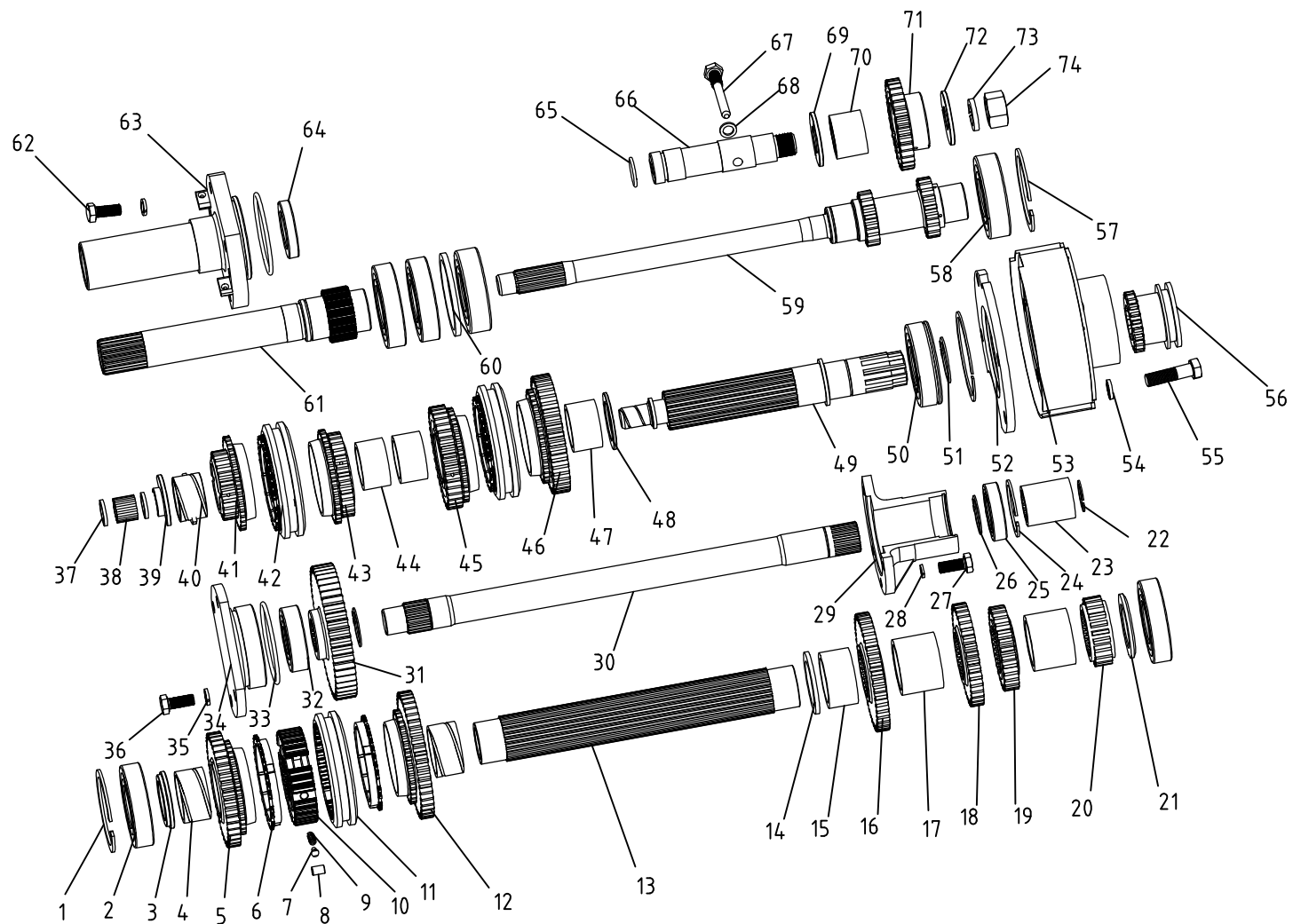
序号 Ser.No.	代号 Part No.	名称及规格	Name & Specifications	数量 Quantity	备注 Remarks
26	200.37.127-1	拨叉定位弹簧	Positioning spring,shift fork	4	
27	GB/T308-2002-9.5	钢球9.5	Steel ball 9.5	4	
28	200.38.112	高低档拨销	Shifter peg	1	
29	GB/T879.1-2000-6×28	销6×28	Slotted spring pin 6×28	1	
30	200.38.111	操纵轴衬套纸垫	Paper gasket ,bush	1	
31	200.38.113	操纵轴衬套	Bush,shifter peg	1	
32	GB/T93-1987-8	垫圈 8	Spring lock washer 8	6	
33	GB/T5783-2000-M8×20	螺栓 M8×20	Hex. head bolt M8×20	2	
34	304G2-6.37.013	高低档换档杆总成	Shift lever high- low speed range	1	
35	304G2.37.103	变速箱盖	Gearbox cover	1	
36	304G2.37.016	梭形挡换挡杆手柄总成	Patrol shift lever handle	1	
37	304G2-6.37.012	梭形挡换挡杆总成	Patrol shift lever	1	
38	GB/T5783-2000-M12×25	螺栓 M12×25	Hex. head bolt M12×25	1	
39	GB3541-83-12	垫圈12	Washer 12	1	
40	304G2.37.155	梭形挡拨叉中轴	Patrol fork middle shaft	1	
41	GB/T3452.1-1992-11.2×2.65	O形圈11.2×2.65	O-ring seal 11.2×2.65	1	
42	304G2.37.127	III-IV挡拨叉轴	Shaft,III-IV shift fork	1	
43	304G2.37.126	I - II挡拨叉轴	Shaft, I - II shift fork	1	
44	450.37.102	互锁销	Mutual locking plunger	1	
45	304G2.37.102	变速箱盖纸垫	Paper gasket , gearbox cover	1	
46	304G2.37.130	梭形挡拨叉	Patrol fork	1	
47	304G2.37.112	III-IV挡拨叉	III-IV Fork	1	
48	304G2.37.114	I - II挡拨叉	I - II Fork	1	
49	GB/T75-1985-M8×30	螺钉M8×30	Blot M8×30	1	

7.1 变速箱总成(A) Gearbox(A)

续表

序号 Ser.No.	代号 Part No.	名称及规格	Name & Specifications	数量 Quantity	备注 Remarks
50	GB/T3452.1-1992-10.6×2.65	O形圈10.6×2.65	O-ring seal 10.6×2.65	1	
51	304G2.37.179	隔套	Spacer	1	

7.2 变速箱总成(B) Gearbox (B)



7.2 变速箱总成(B) Gearbox(B)

序号 Ser.No.	代号 Part No.	名称及规格	Name & Specifications	数量 Quantity	备注 Remarks
1	GB/T305-1998-80	止动环80	Snap ring 80	2	
2	GB/T276-1994-6208	轴承6208	Ball bearing 6208	4	
3	304G2.37.143	梭行挡前隔圈	Front spacer sleeve, patrol	1	
4	304G2.37.141	大衬套	Big bush	2	
5	304G2.37.018	梭行挡被动齿轮焊合件	Driven gear, patrol	1	
6	450.37.204	同步环	Synthonization ring	6	
7	450.37.207	托架	Bracket	9	
8	450.37.208	止销	Stop pin	9	
9	450.37.206	弹簧	Spring	9	
10	304G2.37.142	同步器齿座	Synchronizing gear seat	1	
11	450.37.202	滑动齿套	Sliding gear sleeve	3	
12	304G2.37.017	前进挡被动齿轮焊合件	Driven gear, advance	3	
13	304G2.37.135	中间轴	Counter-shaft	2	
14	304G2.37.140	梭行挡后隔圈	Rear spacer, patrol	2	
15	304G2.37.139	短隔圈	Short spacer	1	
16	304G2.37.138	IV挡主动齿轮	Driving gear, IV Speed	2	
17	304G2.37.134	长隔套	Long spacer	2	
18	304G2.37.137	III挡主动齿轮	Driving gear, III Speed	1	
19	304G2.37.136	II挡主动齿轮	Driving gear, II Speed	1	
20	304G2.37.133	I挡主动齿轮	Driving gear, I Speed	1	
21	280.37.111	中间轴后轴端挡圈	Rear retaining ring, counter-shaft	1	
22	GB/T893.1-1986-28	挡圈28	Circlip for shaft 28	3	
23	300.37.132-1	输出轴接合套	Transmission shaft	1	
24	GB/T893.1-1986-55	挡圈55	Circlip for shaft 55	1	
25	GB/T276-1994-6006	轴承6006	Ball bearing 6006	1	

7.2 变速箱总成(B) Gearbox(B)

续表

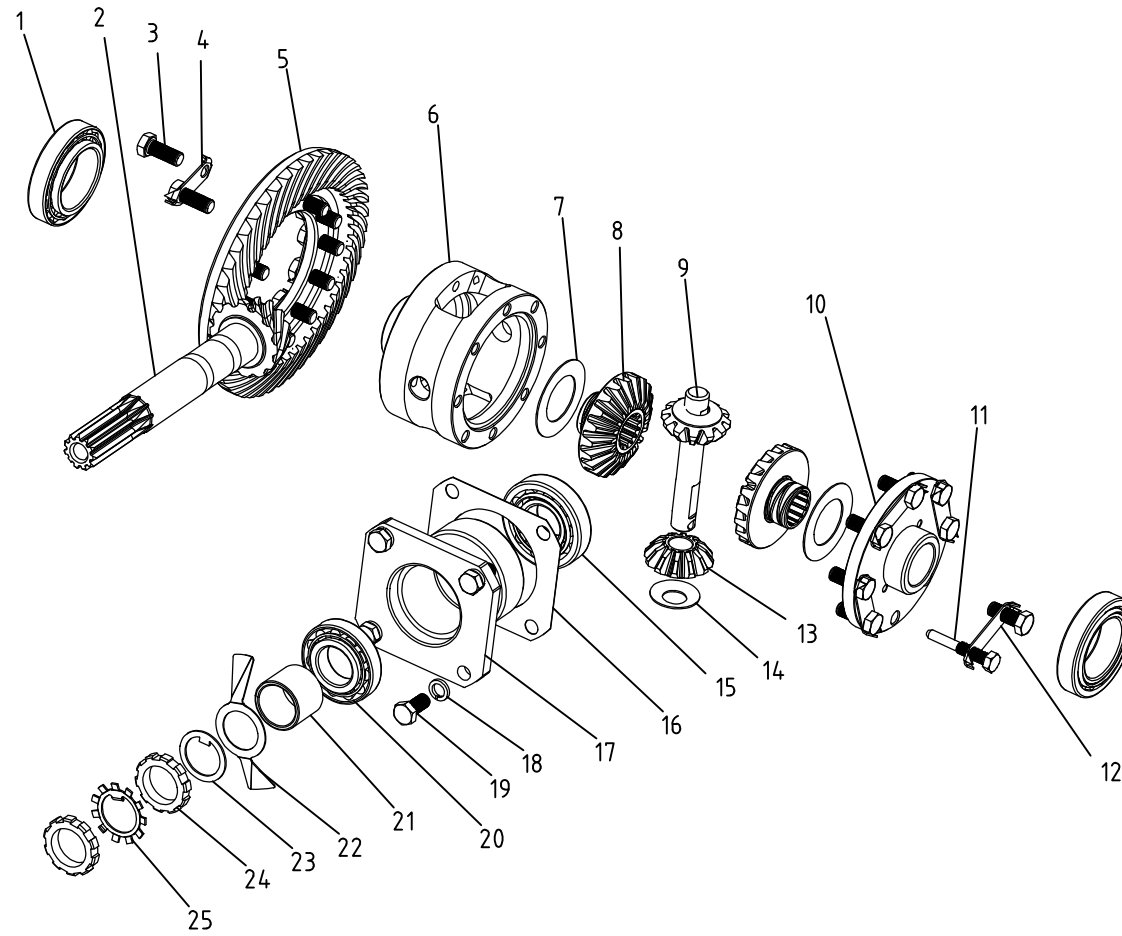
序号 Ser.No.	代号 Part No.	名称及规格	Name & Specifications	数量 Quantity	备注 Remarks
26	GB/T894.1-1986-30	挡圈30	Circlip for shaft 30	2	
27	GB/T5783-2000-M8×25	螺栓M8×25	Hex. Head bolt M8×25	4	
28	GB/T93-1987-8	垫圈8	Spring lock washer 8	6	
29	280.37.110	中间轴后轴承盖	Rear bearing cover,counter-shaft	1	
30	304G2.37.132	动力输出传动轴	PTO transmission shaft	1	
31	300.37.149-A	动力输出传动齿轮 (1000/540)	PTO transmission gear(1000/540)	1	For PTO(1000/540)
32	GB/T276-1994-6305	轴承6305	Ball bearing 6305	1	
33	GB/T3452.1-1992-73×3.55	O型圈73×3.55	O-ring seal 73×3.55	2	
34	304G2.37.144	中间轴前轴承盖	Front bearing cover,counter-shaft	1	
35	GB/T93-1987-10	垫圈10	Spring lock washer 10	31	
36	GB/T5783-2000-M10×25	螺栓M10×25	Hex. Head bolt M10×25	26	
37	200.37.105	滚针止推圈	Thrust washer,roller	2	
38	GB/T309-2000-2.5×19.8	滚针2.5×19.8	Needle roller 2.5×19.8	28	
39	304G2.37.110	主变速前隔圈	Front spacer,main shift	1	
40	304G2.37.111	薄衬套	Thin bush	1	
41	304G2.37.011	IV挡被动齿轮焊合件	Driven gear,IV Speed	1	
42		同步器	Synchronizer	2	
43	304G2.37.012	III挡被动齿轮焊合件	Driven gear,III Speed	1	
44	304G2.37.113	短衬套	Short Bush	1	
45	304G2.37.013	II挡被动齿轮焊合件	Driven gear, II Speed	1	
46	304G2.37.014	I挡被动齿轮焊合件	Driven gear, I Speed	1	
47	304G2.37.115	长衬套	Long bush	1	
48	304G2.37.110	主变速后隔圈	Rear spacer,main shift	1	
49	304G2.37.131	二轴	Shaft II	1	

7.2 变速箱总成(B) Gearbox(B)

续表

序号 Ser.No.	代号 Part No.	名称及规格	Name & Specifications	数量 Quantity	备注 Remarks
50	GB/T276-1994-6307N	轴承6307N	Snap ring ball bearing 6307N	1	
51	GB/T894.1-1986-35	挡圈35	Circlip for shaft 35	1	
52	200.37.120	二轴后轴承盖	Rear bearing cover , Shaft II	1	
53	200.37.012	行星机构总成	Planet mechanism	1	
54	GB/T93-1987-12	垫圈12	Spring lock washer 12	4	
55	GB/T5782-2000-M12×70	螺栓M12×70	Hex. head bolt M12×70	4	
56	200.37.212	接合齿套	Sliding gear	1	
57	GB/T893.1-1986-80	挡圈80	Circlip for shaft 80	2	
58	GB/T276-1994-6307	轴承6307	Ball bearing 6307	1	
59	304G2.37.146	一轴常啮合齿轮	Constant-mesh gear , shaft I	1	
60	304G2.37.145	隔套	Spacer	1	
61	300.37.103-A	输入轴(1000/540)	Input shaft (1000/540)	1	For PTO (1000/540)
62	GB/T5783-2000-M10×30	螺栓M10×30	Hex. head bolt M10×30	4	
63	304G2.37.147	一轴前轴承盖	Front bearing cover , shaft I	1	
64	JB2600-80-SG35×55×10	油封 SG35×55×10	Oil seal SG35×55×10	1	
65	GB/T3452.1-1992-25×2.65	O型圈25×2.65	O-ring seal 25×2.65	1	
66	304G2.37.105	中间齿轮轴	Middle Gear Shaft	1	
67	304G2.37.104	中间齿轮轴挡销	Block pin,middle gear shaft	1	
68	GB3541-83-10	垫圈10	Washer 10	1	
69	304G2.37.106	中间齿轮前隔圈	Front spacer,middle gear shaft	1	
70	GB/T5801-1994-6254905	滚针轴承6254905	Needle roller bearing6254905	1	
71	304G2.37.108	梭行挡中间齿轮	Middle gear,patrol	1	
72	304G2.37.106	中间齿轮后隔圈	Rear spacer,middle gear shaft	1	
73	GB/T93-1987-16	垫圈16	Spring lock washer 16	1	
74	GB/T6171-2000-M16×1.5	螺母M16×1.5	Hex. nut M16×1.5	1	
	304G2-6.37.001	变速箱总成	Gearbox assembly	1	Gearbox (A) +Gearbox (B)

8.1 后桥总成 (A) Rear Axle (A)

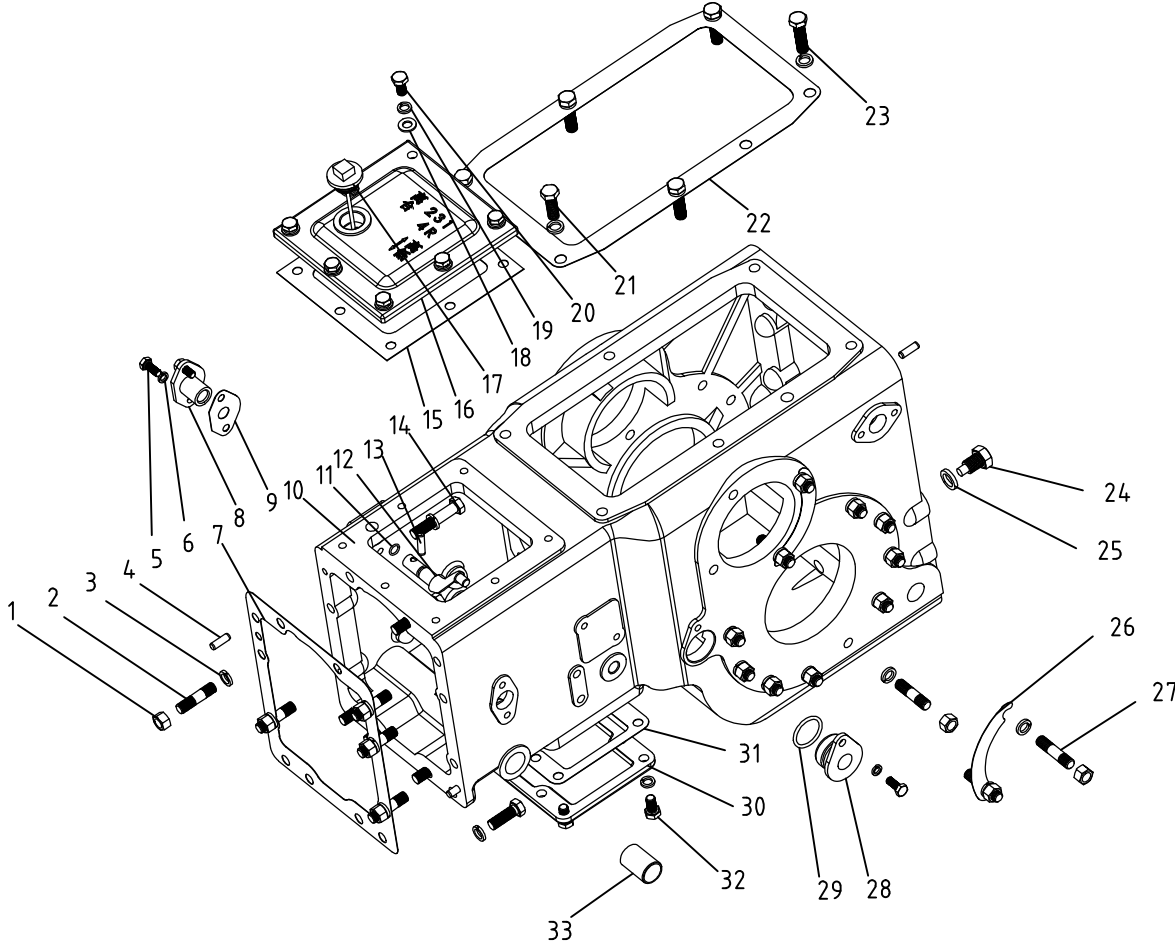


8.1 后桥总成 (A) Rear Axle(A)

序号 Ser.No	代号 Part No.	名称及规格	Name & Specifications	数量 Quantity	备注 Remarks
1	GB/T297-1994-32011	滚动轴承32011	Tapered roller bearing 32011	2	
2	300.38.129	主传动主动圆锥齿轮	Spiral-bevel pinion	1	
3	GB/T5785-2000-M10×1×30	螺栓M10×1×30	Fine pitch hex. head bolt M10×1×30	19	
4	300.38.139	锁紧垫片	Lock piece	6	
5	300.38.140	主传动被动圆锥齿轮	Spiral-bevel gear	1	
6	300.38.138	差速器壳体	Differential housing	1	
7	300.38.147	半轴齿轮垫片	Shim,half shaft gear	2	
8	300.38.141	半轴齿轮	Half shaft gear	2	
9	300.38.143	行星轴	Planet gear shaft	1	
10	300.38.148	差速器盖	Differential cover	1	
11	300.38.144	行星轴固定螺钉	Fixing bolt for planet shaft	1	
12	300.38.146	锁紧垫片	Lock piece	4	
13	300.38.142	行星齿轮	Planet gear	2	
14	300.38.145	行星齿轮垫片	Planet gear shim	2	
15	GB/T297-1994-30307	滚动轴承30307	Tapered roller bearing 30307	1	
16	200.38.104	主传动主动齿轮调整垫片	Adjusting shim,spiral bevel pinion	1	
17	300.38.135	主动齿轮轴承座	Bearing seat,spiral bevel pinion	1	
18	GB/T93-1987-12	垫圈12	Spring lock washer 12	4	
19	GB/T5783-2000-M12×35	螺栓M12×35	Fine thread Hex. head bolt M12×35	4	
20	GB/T297-1994-30207	滚动轴承30207	Tapered roller bearing 30207	1	
21	300.38.134	短隔套	Short spacer sleeve	1	
22	200.38.145	甩油片	Oil slinger	1	
23	200.38.134	锁片	Lock piece	1	
24	200.38.130	锁紧螺母	Lock nut	2	
25	200.38.131	止退垫片	Lock washer	1	
	300.38.016	后桥差速器总成	Differential assembly	NO. 1+NO. 3-14	

8.2 后桥总成(B)

Rear Axle(B)



8.2 后桥总成 (B) Rear Axle(B)

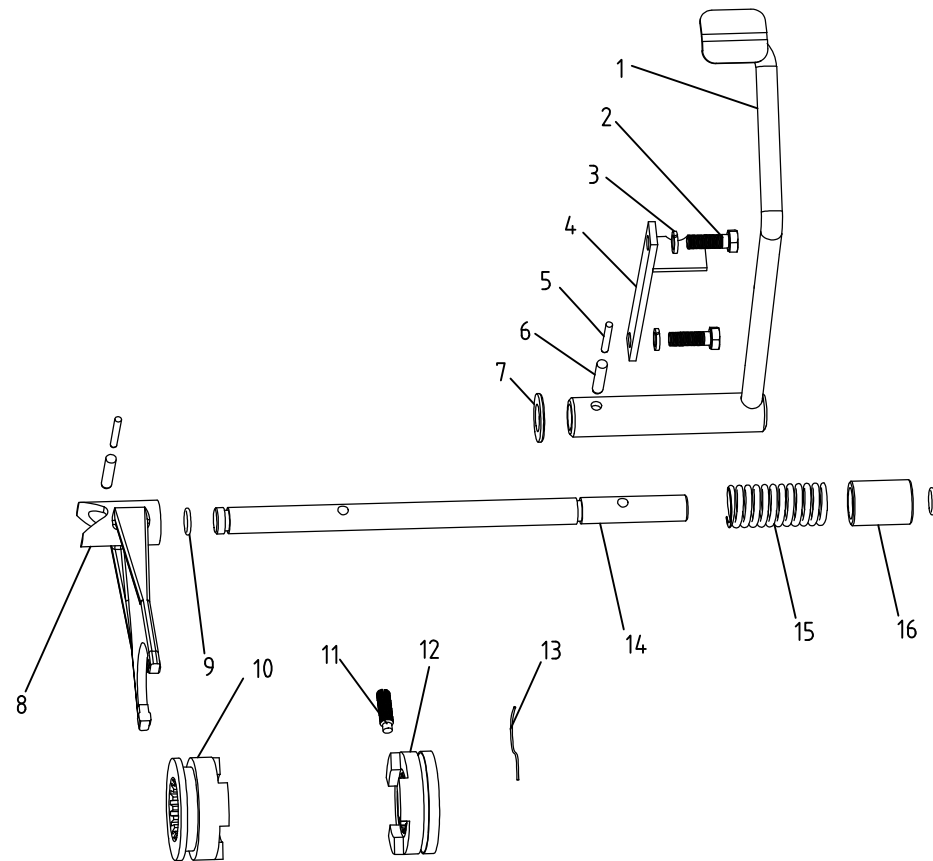
序号 Ser.No	代号 Part No.	名称及规格	Name & Specifications	数量 Quantity	备注 Remarks
1	GB/T6170-2000-M12	螺母M12	Hex. nut M12	31	
2	GB/T898-1988-AM12×35	螺柱AM12×35	Double end stud AM12×35	23	
3	GB/T93-1987-12	垫圈12	Spring lock washer 12	44	
4	GB/T119.1-2000-B8×22	销B8×22	Parallel pin B8×22	4	
5	GB/T5783-2000-M8×20	螺栓M8×20	Hex. head bolt M8×20	3	
6	GB/T93-1987-8	垫圈8	Spring lock washer 8	3	
7	200.38.102	变速箱与后桥联接纸垫	Paper gasket	1	
8	200.38.113	操纵轴衬套	Bush,shifter peg	1	
9	200.38.111	操纵轴衬套纸垫	Paper gasket,bush	1	
10	300.38.101-2	后桥壳体	Transmission case	1	
11	GB/T3452.1-1992-10.6×2.65	O型密封圈10.6×2.65	O-ring seal 10.6×2.65	1	
12	300.38.103	高低档拨销	Shifter peg	1	
13	GB/T879.1-2000-6×28	销6×28	Slotted spring pin 6×28	1	
14	GB/T5782-2000-M10×60	螺栓M10×60	Hex. head bolt M10×60	2	
15	300.38.112	上盖板纸垫	Paper gasket,upper cover	1	
16	300.38.113B	上盖板	Upper cover	1	
	300.38.113A-1	上盖板	Upper cover	1	Option
17	200.38.014A	油尺总成	Dipstick	1	
18	GB/T97.2-2002-10	垫圈10	Chamfered plain washer 10	7	
19	GB/T93-1987-10	垫圈10	Spring lock washer 10	7	
20	GB/T5783-2000-M10×20	螺栓M10×20	Hex. head bolt M10×20	7	
21	GB/T5783-2000-M12×35	螺栓M12×35	Fine thread Hex. head bolt M12×35	6	
22	300.38.114	提升器壳体纸垫	Paper gasket,lift housing	1	
23	GB/T5782-2000-M12×45	螺栓M12×45	Hex. head bolt M12×45	5	
24	200.38.024	放油螺塞总成	Oil drain plug	1	

8.2后桥总成 (B) Rear Axle(B)

续表

序号 Ser.No	代号 Part No.	名称及规格 Name & Specifications	数量 Quantity	备注 Remarks
25	12.37.149	组合密封垫圈 Combines seal washer	1	
26	300.38.116	主传动被动齿轮调整垫片 Adjusting shims, spiral crown gear	4组	
27	GB/T898-1988-AM12×40	螺柱AM12×40 Double end stud AM12×40	8	
28	200.38.160	端盖 End cover	1	
29	GB/T3452.1-1992-33.5×3.35	O型密封圈33.5×3.35 O-ring seal 33.5×3.35	1	
30	200.38.144-3	衬套 Bush	2	

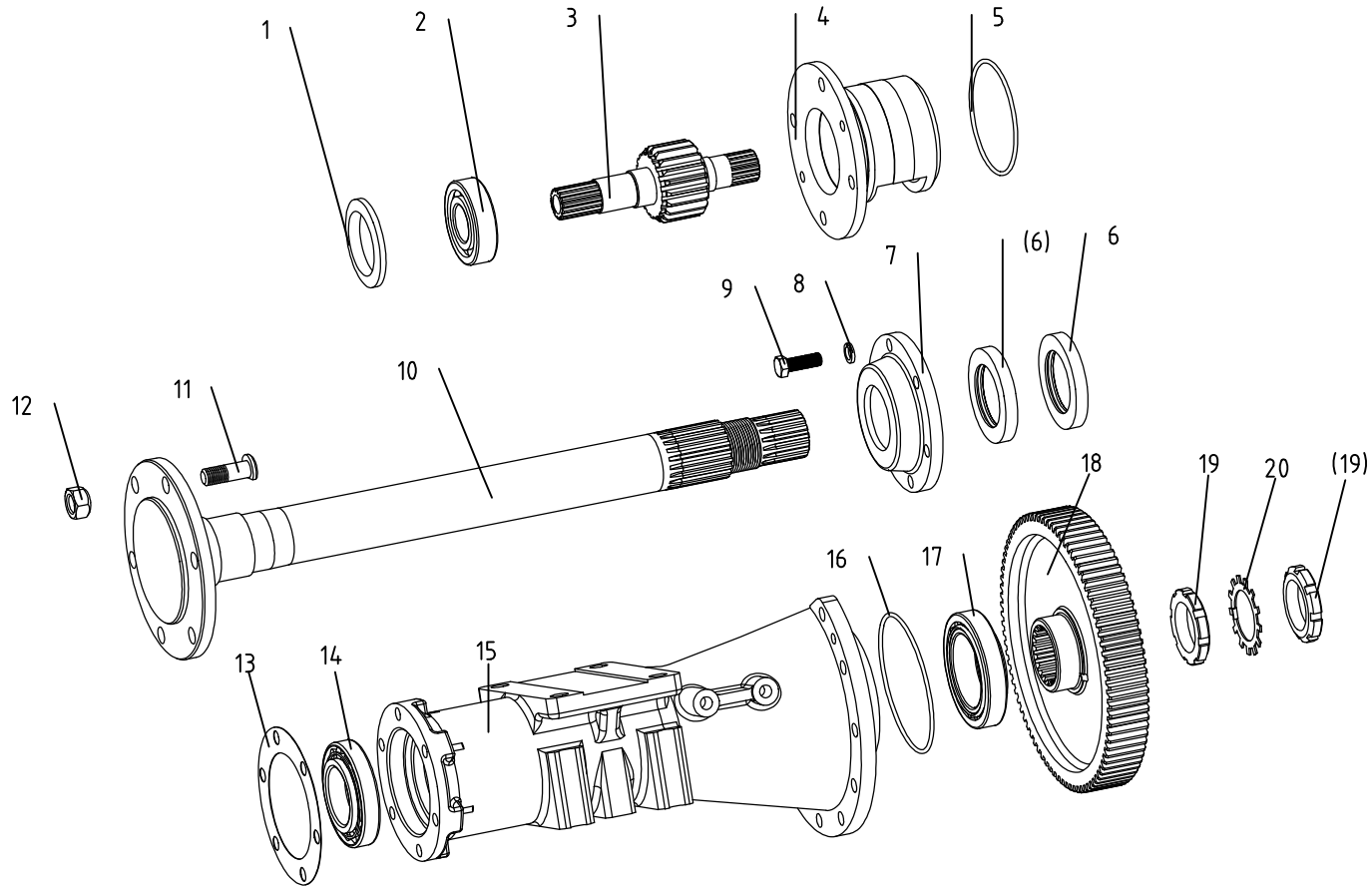
8.3 差速锁总成 Differential Lock



8.3 差速锁总成 Differential Lock

序号 Ser.No	代号 Part No.	名称及规格 Name & Specifications	数量 Quantity	备注 Remarks
1	404G2-6.38.012	差速踏杆焊合件 Foot control lever	1	
2	GB/T5783-2000-M10×30	螺栓M10×30 Hex. head bolt M10×30	2	
3	GB/T93-1987-10	垫圈10 Spring lock washer 10	2	
4	404G2-6.38.011	限位板焊合件 Limited bracket	1	
5	GB/T879.1-2000-5×35	销5×35 Slotted spring pin 5×35	2	
6	GB/T879.1-2000-8×35	销8×35 Slotted spring pin 8×35	2	
7	GB/T97.2-2002-20	垫圈20 Chamfered plain washer 20	1	
8	300.38.154	拨叉 Shift fork	1	
9	GB/T3452.1-1992-15×2.65	O型密封圈15×2.65 O-ring seal 15×2.65	2	
10	300.38.169	左接合套 Left splicing sleeve	1	
11	GB/T75-1985-M10×25	螺钉M10×25 Set screw with dog point M10×25	2	
12	300.38.170-1	右接合套 Right splicing sleeve	1	
13	GB3081-82- I -1.40×260	热镀锌钢丝 I -1.40×260 Galvanized steel wire I -1.40×260	1	
14	300.38.155-1	拨叉轴 Shift fork shaft	1	
15	200.38.151-1	弹簧 Spring	1	
16	300.38.152-1	轴套 Sleeve	1	

9 最终传动总成 Final Transmission

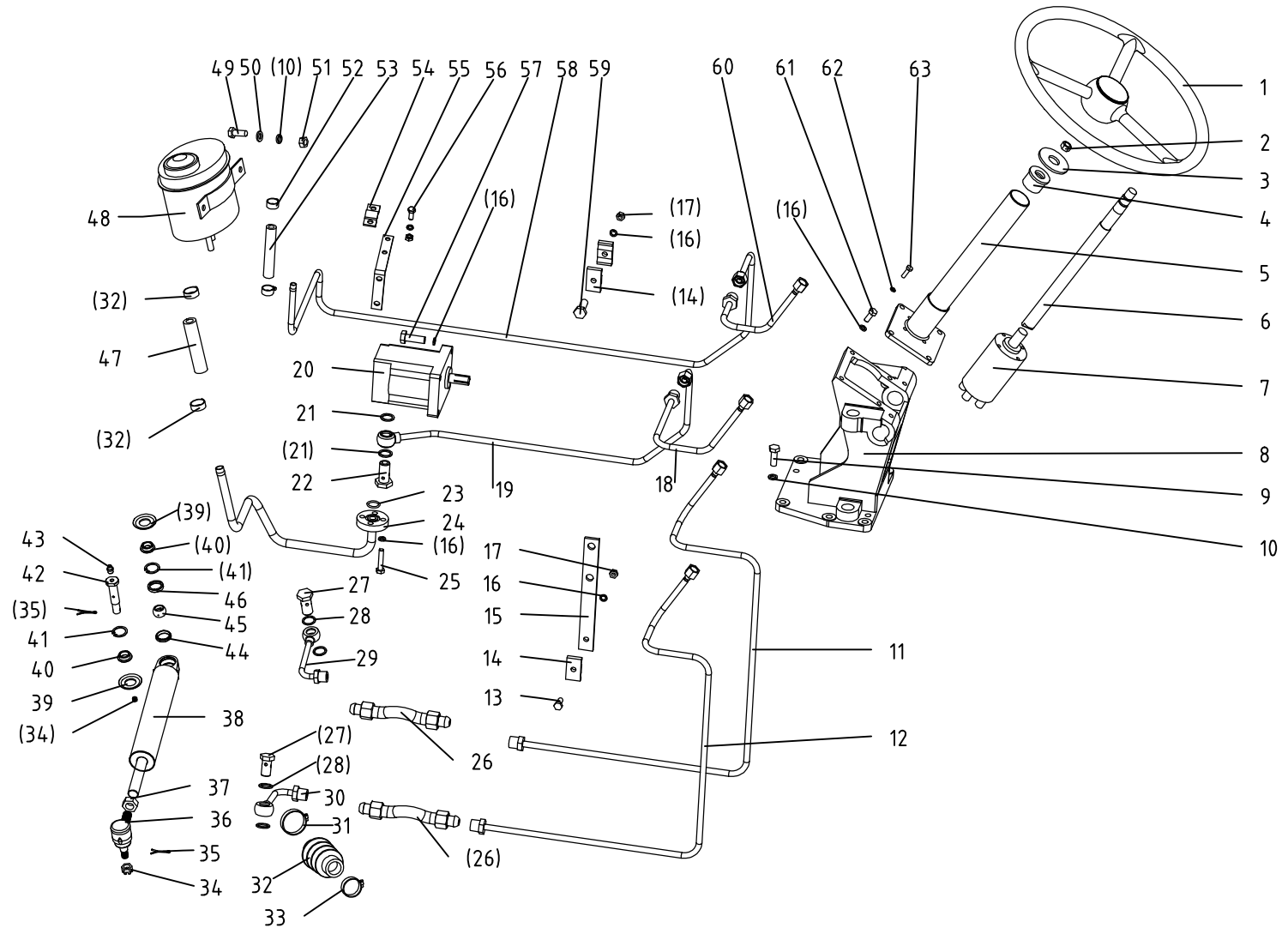


9 最终传动总成 Final Transmission

序号 Ser. No.	代号 Part No.	名称及规格	Name & Specifications	数量 Quantity	备注 Remarks
1	GB/T894.1-1986-35	挡圈 35	Circlip for shaft 35	1	
2	GB/T276-1994-6307N	止动球轴承 6307N	Snap ring ball bearing 6307N	1	
3	300.39B.101	主动齿轮	Driving gear	1	
4	300.39.109	轴承座	Bearing seat	1	
5	GB/T3452.1-1992-103×3.55	O形圈 103×3.55	O-ring seal 103×3.55	1	
6	HG4-692-67-SD60×90×12	油封 SD60×90×12	Oil seal SD60×90×12	2	
7	300.39.113	轴承盖	Bearing cover	1	
8	GB/T93-1987-12	垫圈 12	Spring lock washer 12	6	
9	GB/T5783-2000-M12×35	螺栓 M12×35	Hex. head bolt M12×35	6	
10	300.39.103-3	半轴	Half shaft	1	
11	300.39.102	后轮毂螺栓	Rear hub bolt	6	
12	300.39.101	后轮毂螺母	Rear hub nut	6	
13	200.39.110	纸垫	Paper gasket	1	
14	GB/T297-1994-30211	圆锥滚子轴承30211	Tapered roller bearing 30211	1	
15	300.39.105-1/106-1	左/右半轴套管	Right/left half shaft housing	1	
16	GB/T3452.1-1992-128×3.55	O形圈 128×3.55	O-ring seal 128×3.55	1	
17	GB/T297-1994-32014	圆锥滚子轴承 32014	Tapered roller bearing 32014	1	
18	300.39.110-3	被动齿轮	Driven gear	1	
19	300.39.114	锁紧螺母	Lock nut	2	
20	300.39.115	锁紧垫片	Lock pieces	1	

10 液压转向系统总成

Full Hydraulic Power Steering Gear



10 液压转向系统总成 Full Hydraulic Power Steering Gear

序号 Ser.No.	代号 Part No.	名称及规格	Name & Specifications	数量 Quantity	备注 Remarks
1	200.40.015	方向盘总成	Steering wheel assy	1	
2	GB/T6173-2000-M16×1.5	螺母 M16×1.5	Hex. nut M16×1.5	1	
3	GB/T97.2-2002-16	垫圈 16	Plain washer 16	1	
4	304.40.112	橡胶轴承	Rubber sleev	1	
5	304G2-6.40.014	转向管柱焊合件	Steering column weldment	1	
6	304G2-6.40.116	转向轴	Steering shaft	1	
7	109-1-50-Ca	全液压转向器	Full hydraulic steering gear	1	
8	304G2-6.40.012	转向支架合件	Bracket weldment	1	
9	GB/T5783-2000-M10×35	螺栓 M10×35	Hex. head bolt M10×35	4	
10	GB/T93-1987-10	垫圈10	Spring lock washer 10	6	
11	404G2-6.40.019	转向油缸进油管焊合件(二)	Steering cylinder pipe(2)	1	
12	404G2-6.40.017	转向油缸进油管焊合件(一)	Steering cylinder pipe(1)	1	
13	GB/T5783-2000-M8×25	螺栓 M8×25	Hex. head bolt M8×25	1	
14	304G2-6.40.126	管夹(二)	Pipe nip(2)	3	
15	404G2-6.40.111	固定夹底板	Base plate of fixed clip	1	
16	GB/T93-1987-8	垫圈 8	Spring lock washer 8	14	
17	GB/T6170-2000-M8	螺母 M8	Hex. nut M8	2	
18	304G2-6.40.026	转向器进油管后段焊合件	Oil delivery pipe weldment,rear part	1	
19	404G2-6.40.013	转向器进油管前段焊合件	Oil delivery pipe weldment,front part	1	
20	HLCB-D04/04F1BR	恒流溢流泵	Constant flow pump	1	扁口左旋 flat,left circle
21	JB982-1977-18	垫圈 18	Washer 18	2	
22	250D.58.118-M18×1.5	铰接螺栓 M18×1.5	Hollow bolt M18×1.5	1	
23	GB/T3542.1-1992-18×2.65	O形圈18×2.65	O-ring seal 18×2.65	1	
24	304G2-6E.40.023	油泵进油管焊合件	Inlet pipe assy	1	
25	GB/T5783-2000- M8×40	螺栓 M8×40	Hex. head bolt M8×40	4	

10 液压转向系统总成 Full Hydraulic Power Steering Gear

续表

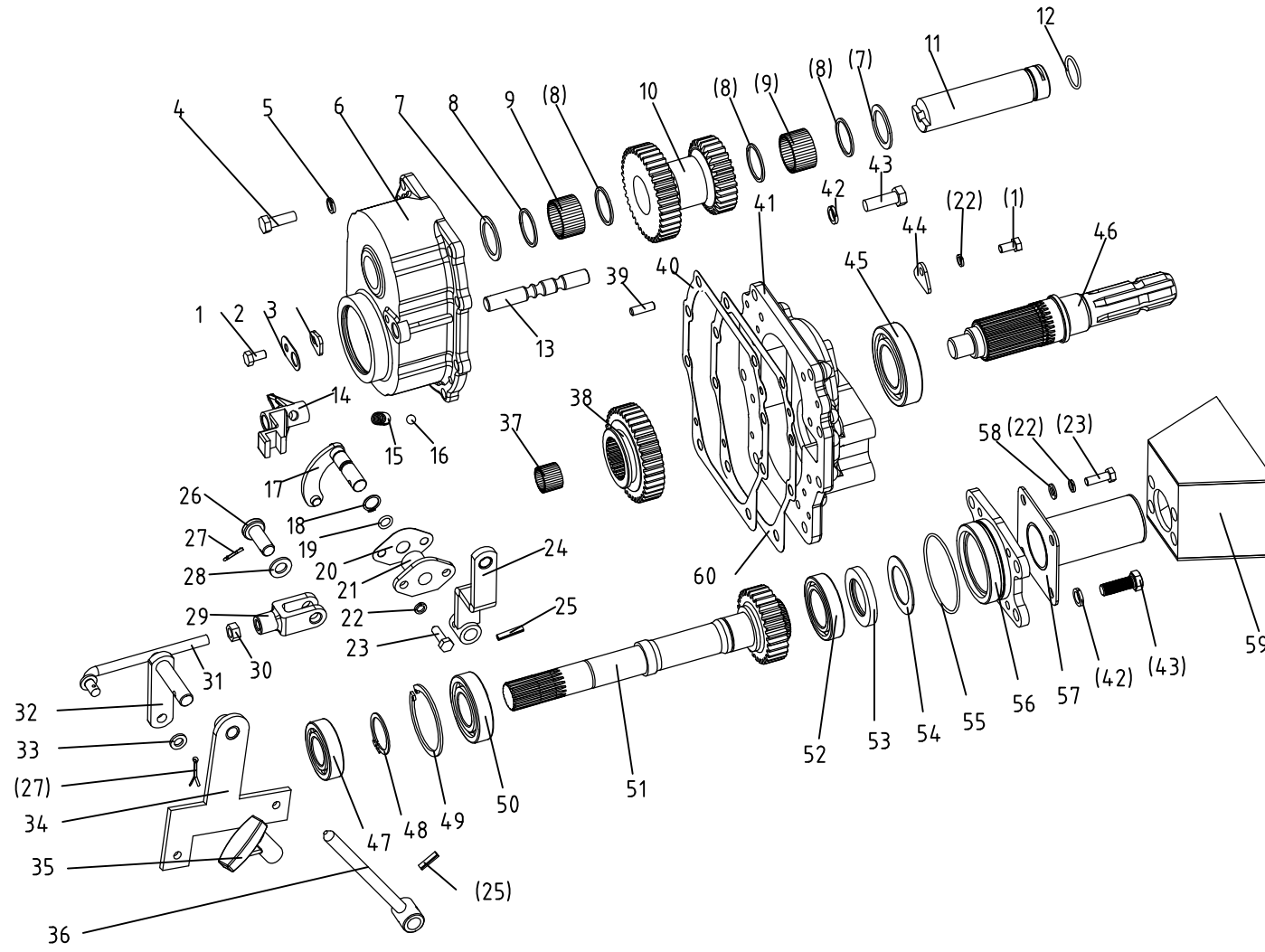
序号 Ser.No.	代号 Part No.	名称及规格	Name & Specifications	数量 Quantity	备注 Remarks
26	304.40A.017	软管总成	Hose assy	2	
27	250D.40.150-M16×1.5	铰接螺栓 M16×1.5	Hollow bolt M16×1.5	2	
28	JB982-1977-16	垫圈 16	Washer 16	4	
29	304.40A.019	转向油缸引伸油管焊合件(一)	Extended pipe(1)	1	
30	284C.40.017	转向油缸引伸油管焊合件	Extended pipe	1	
31	JB/T8870-99- 2A (44-64)	喉箍 2A (44-64)	Hoop 2A (44-64)	1	
32	304.40A.132	橡胶护套	Rubber jacket	1	
33	JB/T8870-99- 2A (13-20)	喉箍 2A (13-20)	Hoop 2A (13-20)	3	
34	GB/T6181-1986-M14×1.5	螺母 M14×1.5	Hex. nut M14×1.5	2	
35	GB/T91-2000- 3.2×24	销 3.2×24	Split pin 3.2×24	2	
36	450.31.026-1	拉杆接头总成(右)	Connector assy (Right)	1	
37	GB/T6173-2000-M18×1.5	螺母 M18×1.5	Hex. nut M18×1.5	1	
38	304.40.033	转向油缸总成	Steering cylinder assy	1	
39	304.40.128	防尘罩	Dustproof cover	2	
40	304.40.130	挡圈	Circlip stop ring	2	
41	GB/T983.0-2000-30	挡圈 30	Circlip for shaft 30	2	
42	304.40.127	销	Pin	1	
43	JB/T7940.2-1995-M10×1	油杯45° M10×1	Grease nipple 45° M10×1	1	
44	304.40.125	下球头座	Lower ball seat	2	
45	304.40.129	球接头	Ball connector	2	
46	304.40.126	上球头座	Upper ball saet	2	
47	JB/T6015-1992-10-200	胶管10-200	Hose 10-200	1	
48	254G2.40.015-1	转向油箱总成	Oil tank	1	
49	GB/T5783-2000-M10×20	螺栓 M10×20	Hex. head bolt M10×20	2	

10 液压转向系统总成 Full Hydraulic Power Steering Gear

续表

序号 Ser.No.	代号 Part No.	名称及规格	Name & Specifications	数量 Quantity	备注 Remarks
50	GB/T97.1-2002-10	垫圈 10	Plain washer 10	2	
51	GB/T6170-2000-M10	螺母 M10	Hex. nut M10	2	
52	JB/T8870-99-2A (16-20)	喉箍 2A (16-20)	Hoop 2A (16-20)	2	
53	JB/T6015-1992-13-200	胶管13-200	Hose 13-200	1	
54	304A.40.104	夹底板	Vitta stator	1	
55	304G2-6E.40.144	油管固定夹压板	Board of vitta stator	1	
56	GB/T5783-2000-M8×20	螺栓 M8×20	Hex. head bolt M8×20	4	
57	GB/T5783-2000- M8×35	螺栓 M8×35	Hex. head bolt M8×35	4	
58	404G2-6E.40.015	转向器回油管前段焊合件	Oil delivery pipe-rear part	1	
59	GB/T5783-2000-M8×30	螺栓 M8×30	Hex. head bolt M8×30	1	
60	304G2-6.40.029	转向器回油管后段焊合件	Oil delivery pipe-front part	1	
61	GB/T5783-2000-M8×20	螺栓 M8×20	Hex. head bolt M8×20	4	
62	GB/T93-1987-6	垫圈 6	Spring lock washer 6	4	
63	GB/T5783-2000- M6×20	螺栓 M6×20	Hex. head bolt M6×20	4	

11 动力输出总成 PTO



11 动力输出总成 PTO

序号 Ser.No.	代号 Part No.	名称及规格 Name & Specifications	数量 Quantity	备注 Remarks
1	GB5783-86-M8×16	螺栓 M8×16 Hex. head bolt M8×16	2	
2	300.41B.122	锁紧垫片 Lock washer	1	
3	300.41B.101	拨叉轴定位板 Locating plate of shift fork shaft	1	
4	GB5783-86-M10×30	螺栓 M10×30 Hex. head bolt M10×30	8	
5	GB93-87-10	垫圈 10 Spring lock washer 10	8	
6	280.41.102-1	双速输出齿轮壳体 PTO gear housing	1	
7	300.41B.103	挡圈 Blocking ring	2	
8	300.41B.104	挡圈 Blocking ring	4	
9	GB309-84-3×23.8	滚针 3×23.8 Needle roller 3×23.8	78	
10	400B.41.106	中间齿轮(540/1000) Middle gear (540/1000)	1	
11	300.41B.107	双速输出中间轴 Middle shaft	1	
12	GB3452.1-92-30×2.65	O形圈 30×2.65 O-ring seal 30×2.65	1	
13	300.41B.111	拨叉轴 Shift fork shaft	1	
14	400B.41.112-1	拨叉 Shift fork	1	
15	450.38.160	拨叉定位弹簧 Shift fork positioning spring	1	
16	GB308-89-9.5	钢球 9.5 Steel ball 9.5	1	
17	400B.41.011-1	转轴焊合件 controlling shaft	1	
18	GB894.1-86-15	挡圈 15 Circlip for shaft 15	1	
19	GB3452.1-92-10.6×2.65	O形圈 10.6×2.65 O-ring seal 10.6×2.65	1	
20	200.38.111	操纵轴衬套纸垫 bushing gasket	1	
21	200.38.113	操纵轴衬套 Controlling shaft bushing	1	
22	GB93-87-8	垫圈 8 Spring lock washer 8	7	
23	GB5783-86-M8×25	螺栓 M8×25 Hex. head bolt M8×25	6	
24	350-1.41.024A-1	弯臂焊合件 Flex arm weldment	1	
25	GB879.1-86-6×28	销 6×28 Slotted spring pin 6×28	2	

11 动力输出总成 PTO

续表

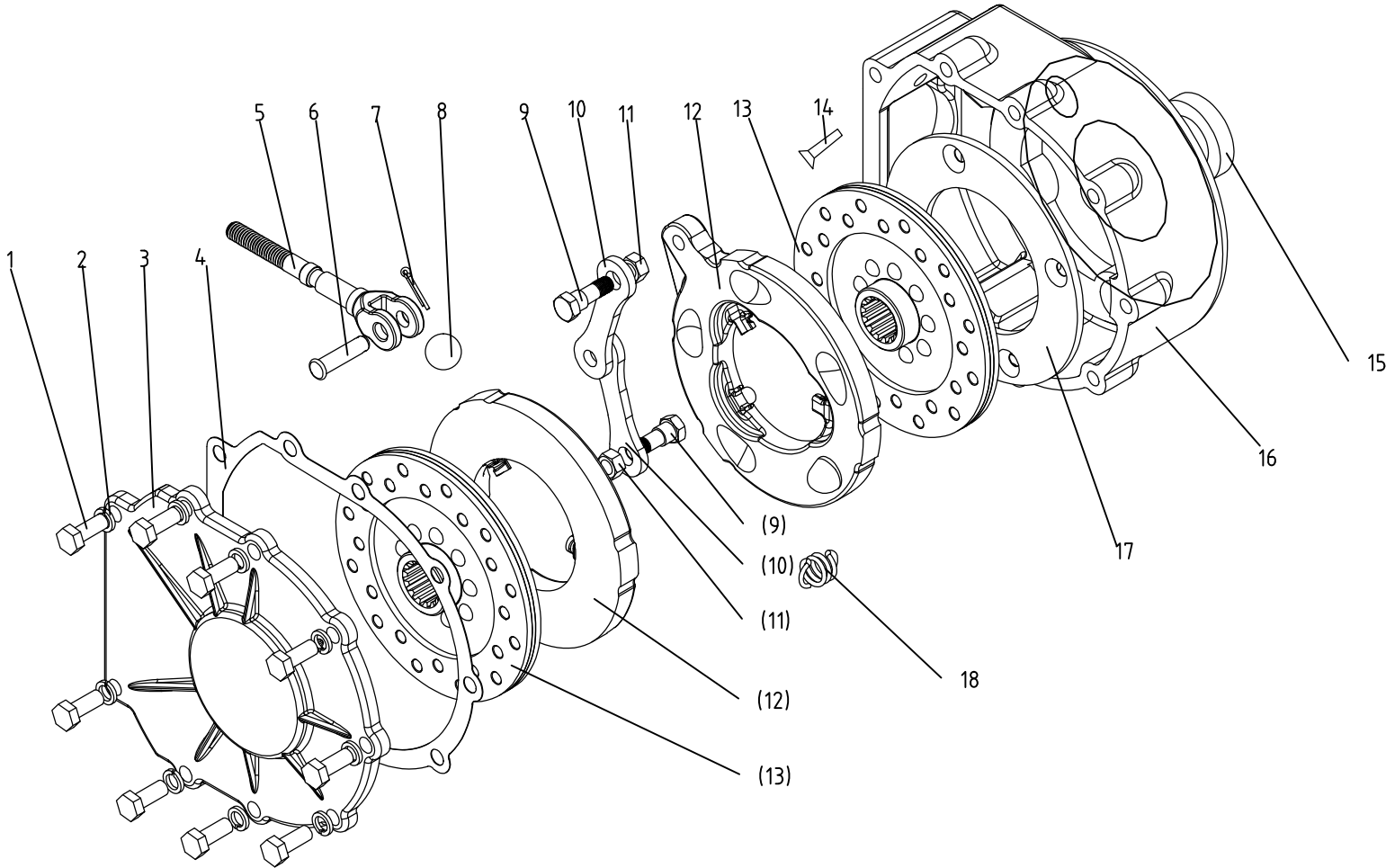
序号 Ser.No.	代号 Part No.	名称及规格	Name & Specifications	数量 Quantity	备注 Remarks
26	GB882-86-B12×35	销轴 B12×35	Clevis pin with head B12×35	1	
27	GB91-86-3.2×20	销 3.2×20	Split pin 3.2×20	2	
28	GB97.1-85-12	垫圈 12	Plain washer 12	1	
29	280.43.107	连接叉	Rod clevis	1	
30	GB6170-86-M10	螺母 M10	Hex. nut M10	1	
31	350-1.41.023	传动杆焊合件	Pull rod weldment	1	
32	350-1.41.022	中间轴焊合件	Middle shaft	1	
33	GB97.1-85-10	垫圈 10	Plain washer 10	1	
34	350-1.41.025A-1	支板焊合件	Plank weldment	1	
35	280.41.122-1	动力输出操纵杆手柄	PTO control handle	1	
36	350-1.41.021	手柄焊合件	Handle weldment	1	
37	GB5848-86-K223020	轴承 K223020	Bearing K223020	1	
38	400B.41.117	换挡齿轮(540/1000)	Shifting gear (540/1000)	1	
39	GB119-86-B8×30	销 B8×30	Straight pin B8×30	2	
40	400B.41.116	双速输出齿轮壳体垫片	Gasket of rear cover	1	
41	400B.41.108	后桥后盖板	Rear cover of rear axle	1	
42	GB93-87-12	垫圈 12	Spring lock washer 12	12	
43	GB5783-86-M12×35	螺栓 M12×35	Hex. head bolt M12×35	12	
44	300.41B.109	中间轴定位板	Locating plate of middle shaft	1	
45	GB276-89-209	轴承 209	Ball bearing 209	1	
46	300.41B.114	动力输出轴(6键)	PTO shaft (of 6 teeth)	1	
47	GB276-89-206	轴承 206	Ball bearing 206	1	
48	GB894.1-86-35	挡圈 35	Circlip for shaft 35	1	
49	GB893.1-86-80	挡圈 80	Circlip for hole 80	1	

11 动力输出总成 PTO

续表

序号 Ser.No.	代号 Part No.	名称及规格 Name & Specifications	数量 Quantity	备注 Remarks
50	GB276-89-307	轴承307 Ball bearing 307	1	
51	400B.41.123	传动齿轮轴(540/1000) Driving gear shaft (540/1000)	1	4WD
	400B.41.123A	传动齿轮轴(540/1000) Driving gear shaft (540/1000)	1	
52	GB276-89-108	轴承 108 Ball bearing 108	1	
53	GB13871-92-FB40×62×8	油封 FB40×62×8 Oil seal FB40×62×8	1	
54	300.41B.125	油封挡圈 Oil seal blocking ring	1	
55	GB3452.1-92-80×2.65	O形圈 80×2.65 O-ring seal 80×2.65	1	
56	300.41B.115-1	动力输出盖板 Cover	1	
57	250.41.011	防尘盖 PTO shaft shield	1	
58	GB97.1-85-8	垫圈 8 Plain washer 8	4	
59	400-6.41.011	动力输出护罩 PTO shaft safety cover	1	
60	400B.41.105-1	动力输出轴承座垫片 PTO shaft bevel pinion piece	1	

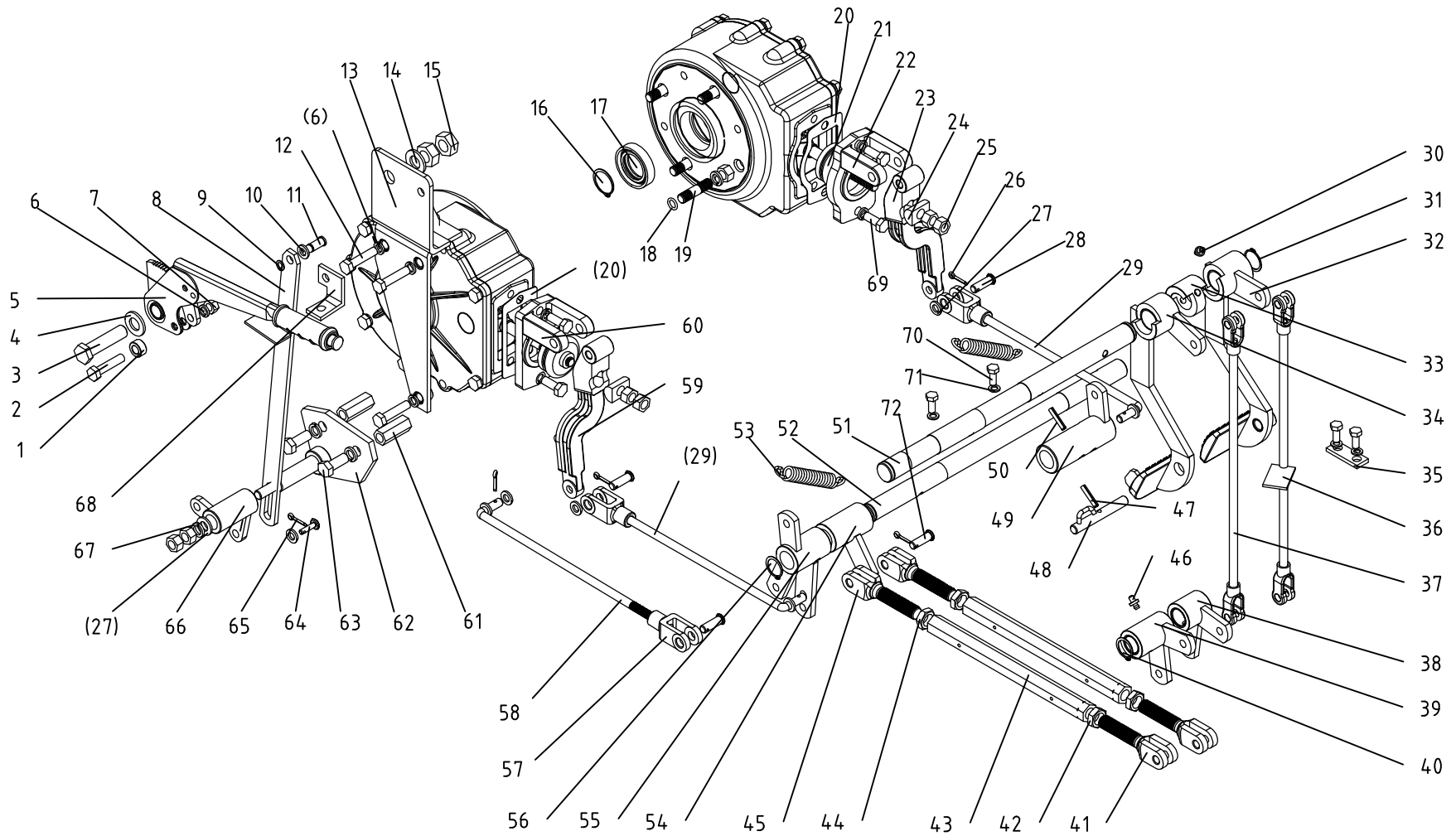
12.1 盘式制动器总成
Disc Brake



12.1 盘式制动器总成 Disc Brake

序号 Ser.No.	代号 Part No.	名称及规格	Name & Specifications	数量 Quantity	备注 Remarks
1	GB/T5783-2000-M10×25	螺栓 M10×25	Hex. head bolt M10×25	18	
2	GB/T93-1987-10	垫圈 10	Spring lock washer 10	18	
3	300.43.151	制动器盖	Brake cap	2	
4	300.43.153	纸垫	Brake gasket	2	
5	300.43.161	调节杆	Adjusting rod	2	
6	GB/T882-1986-B10×32	销 轴B10×32	Clevis pin with head B10×32	2	
7	GB/T91-1986-3.2×20	销 3.2×20	Split pin 3.2×20	2	
8	GB/T308-1989-7/8"	钢球 7/8"	Steel ball 7/8"	10	
9	450.43.113	螺栓	Hex. head bolt	4	
10	450.43.114	拉板	Draw plate	4	
11	GB/T6170-2000-M10	螺母M10	Hex. Nut M10	4	
12	300.43.160	压盘	Brake pressure plate	4	
13	300.43.024	从动盘总成	Brake driven disk	4	
14	GB/T70.3-2000-M8×25	内六角沉头螺钉M8×25	Cross deep bolt M8×25	8	
15	HG4-692-67-SG32×52×12	油封 SG32×52×12	Oil seal SG 32×52×12	2	
16	300.43.152-1/163-1	左/右制动器壳体	Left/Right brake housing	2	
17	300.43.154-1	制动片	Brake piece	2	
18	450.43.112	内回位弹簧	Return spring	6	

12.2 制动器操纵机构总成 Brake Control Mechanism



12.2 制动器操纵机构总成 Brake Operation Mechanism

序号 Ser.No.	代号 Part No.	名称及规格	Name & Specifications	数量 Quantity	备注 Remarks
1	450.43.106	衬套	Sleeve	1	
2	GB/T5783-2000-M10×35	螺栓 M10×35	Hex. head bolt M10×35	15	
3	GB/T5783-2000-M16×60	螺栓 M16×60	Hex. head bolt M16×60	1	
4	GB/T97.1-2002-16	垫圈16	Chamfered plain washer 16	2	
5	250-1.43.012	手制动组合件	Hand brake weld part	1	
6	GB/T93-1987-10	垫圈 10	Spring lock washer 10	9	
7	GB/T 6170-2000-M10	螺母 M10	Hex. nut M10	15	
8	404G2-6.43.028	竖拉杆焊合件	Upright pull bar weld part	1	
9	GB/T894.1-1986-10	挡圈10	Circlip for shaft 10	1	
10	GB/T97.1-2002-10	垫圈10	Chamfered plain washer 10	14	
11	450.43.137	拉杆销轴	Pull peg	1	
12	GB/T5783-2000-M10×45	螺栓 M10×45	Hex. head bolt M10×45	3	
13	350-1.43.013	手制动撑板焊合件	Hand brake pull link weldment	1	
14	GB/T93-1987-16	垫圈 16	Spring lock washer 16	1	
15	GB /T6170-2000-M16	螺母 M16	Hex. nut M16	2	
16	GB/T894.1-1986-35	挡圈35	Circlip for shaft 35	2	
17	HG4-692-67-SD32×52×12	油封SD32×52×12	Oil envelop SD32×52×12	2	
18	GB/T3452.1-1992-10.6×2.65	O型圈10.6×2.65	O Type ring10.6×2.65	8	
19	GB/T898-1988-AGM12-M12×35	螺柱AGM12-M12×35	Double end stud AGM12-M12×35	8	
20	280.43.103	纸垫	Paper gasket	2	
21	280.43.118	密封套	Seal cartridge	2	
22	280.43.104	左摇臂支座	Left rocker arm pedestal	1	
23	300.43.155	左摇臂	Left rocker arm	1	
24	280.43.105	自位垫块	Self-aligning block	2	
25	GB /T6170-2000-M12	螺母 M12	Hex. nut M12	20	

12.2 制动器操纵机构总成 Brake Operation Mechanism

续表

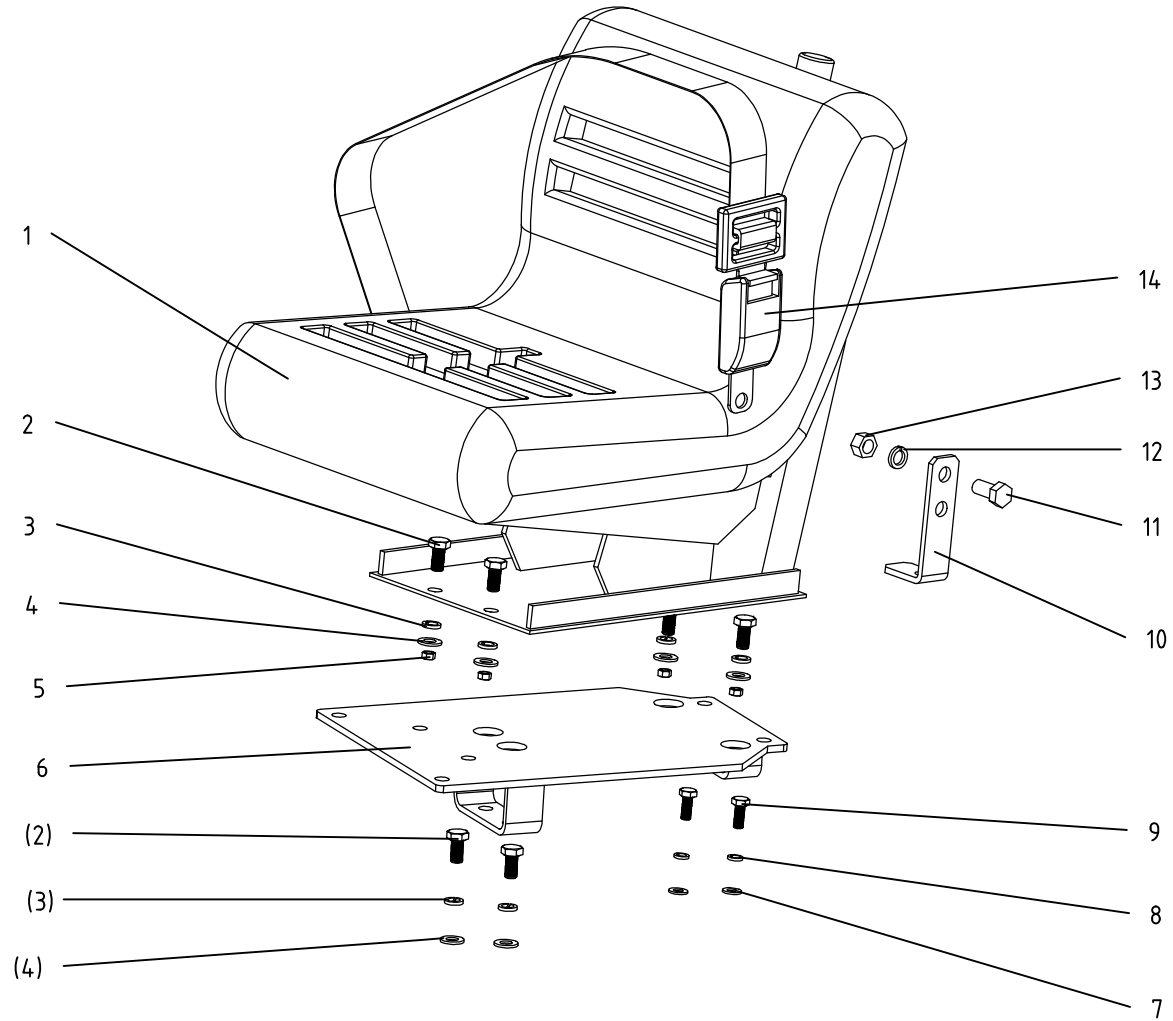
序号 Ser.No.	代号 Part No.	名称及规格	Name & Specifications	数量 Quantity	备注 Remarks
26	GB/T91-2000-3.2×28	销3.2×28	Split pin 3.2×28	4	
27	GB/T97.2-2002-12	垫圈12	Chamfered plain washer 12	4	
28	GB/T882-1986-B12×40	销轴 B12×40	Clevis pin with head B12×40	2	
29	404G2-6.43.018	后拉杆焊合件	Back pullback weld part	2	
30	JB/T7940.1-1995-M10×1	油杯M10×1	Angle grease nipple M10×1	2	
31	GB/T894.1-1986-26	挡圈26	Circlip for shaft 26	1	
32	304G2-6.43.020	右制动踏杆组合件	Right brake pedal	1	
33	304G2-6.43.112	限位套	Limit sheath	1	
34	304G2-6.43.019	左制动踏杆组合件	Left brake pedal	1	
35	304G2-6.43.133	安全开关安装板	Safety on-off fix board	1	
36	304G2-6.43.024	左前拉杆焊合件	Left pull bar weld part	1	
37	304G2-6.43.010	右前拉杆焊合件	Right front pullback weld part	1	
38	304G2-6.43.025	左连接套管组合件	Left connect cannula assembled	1	
39	304G2-6.43.026	右连接套管组合件	Right connect cannula assembled	1	
40	GB/T894.1-1986-22	挡圈22	Circlip for shaft 22	1	
41	304G2-6.43.118	拉杆叉 I	Pullback fork I	2	
42	GB/T6173-2000-M16×11.5 (left)	螺母M16×1.5 (左)	Hex. nut M16×11.5 (left)	2	
43	304G2-6.43.142	推杆	handspike	2	
44	GB/T6173-2000-M16×11.5	螺母M16×1.5	Hex. nut M16×11.5	2	
45	304G2-6.43.119	拉杆叉 II	Pullback fork II	2	
46	JB/T7940.2-1995- 45°M10×1	油杯 45°M10×1	Angle grease nipple 45°M10×1	3	
47	GB/T879.1-2000-5×20	销 5×20	Spring split pin 5×20	1	
48	800.43.024	制动踏板联结轴焊合件	Brake pedal link axis weld part	1	
49	404G2-6.43.016	左制动套管焊合件	Left brake cannula weld part	1	

12.2 制动器操纵总成 Brake Operation Mechanism

续表

序号 Ser.No.	代号 Part No.	名称及规格	Name & Specifications	数量 Quantity	备注 Remarks
50	GB/T879.4-2000-8×40	销 8×40	Spring split pin 8×40	3	
51	304G2-6.43.204	制动器轴	Detent axis	1	
52	404G2-6.43.205	后制动传动轴	Back brake transmission axis	1	
53	200.43.125	外回位弹簧	External return spring	2	
54	304G2-6.43.016	中间套管焊合件	Middle cannula weld part	1	
55	304G2-6.43.017	右制动套管焊合件	Right brake cannula weld part	1	
56	GB/T894.1-1986-24	挡圈24	Circlip for shaft 24	1	
57	254G2.43.102	拉杆叉头	Draw rod fork	1	
58	404G2-6.43.021	手制动拉杆焊合件	Hand brake pull link weldment	1	
59	300.43.150	右摇臂	Right rocker arm	1	
60	280.43.110	右摇臂支座	Right rocker arm pedestal	1	
61	350-1.43.106	连接螺母	Link Hex	2	
62	404G2-6.43.014	转轴支撑板焊合件	Turn axis Support boare weld part	1	
63	GB/T5783-2000-M12×30	螺栓 M12×30	Hex. head bolt M12×30	2	
64	GB/T882-1986-B12×22	销轴 B10×22	Clevis pin with head B10×22	1	
65	GB/T91-2000-3.2×20	销3. 2×20	Split pin 3.2×20	14	
66	404G2-6.43.015	转轴焊合件	Turn axis weld part	1	
67	GB/T93-1987-12	垫圈 12	Spring lock washer 12	11	
68	404G2-6.43.123	安全开关固定板	Safety on-off fix board	1	
69	GB/T5783-2000-M10×25	螺栓 M10×25	Hex. head bolt M10×25	5	
70	GB/T29.1-1988-M8×25	螺栓 M8×25	Hex. head bolt M8×25	2	
71	GB/T97.1-2002-8	垫圈8	Chamfered plain washer 8	2	
72	GB/T882-1986-B10×32	销轴 B10×32	Clevis pin with head B10×32	4	

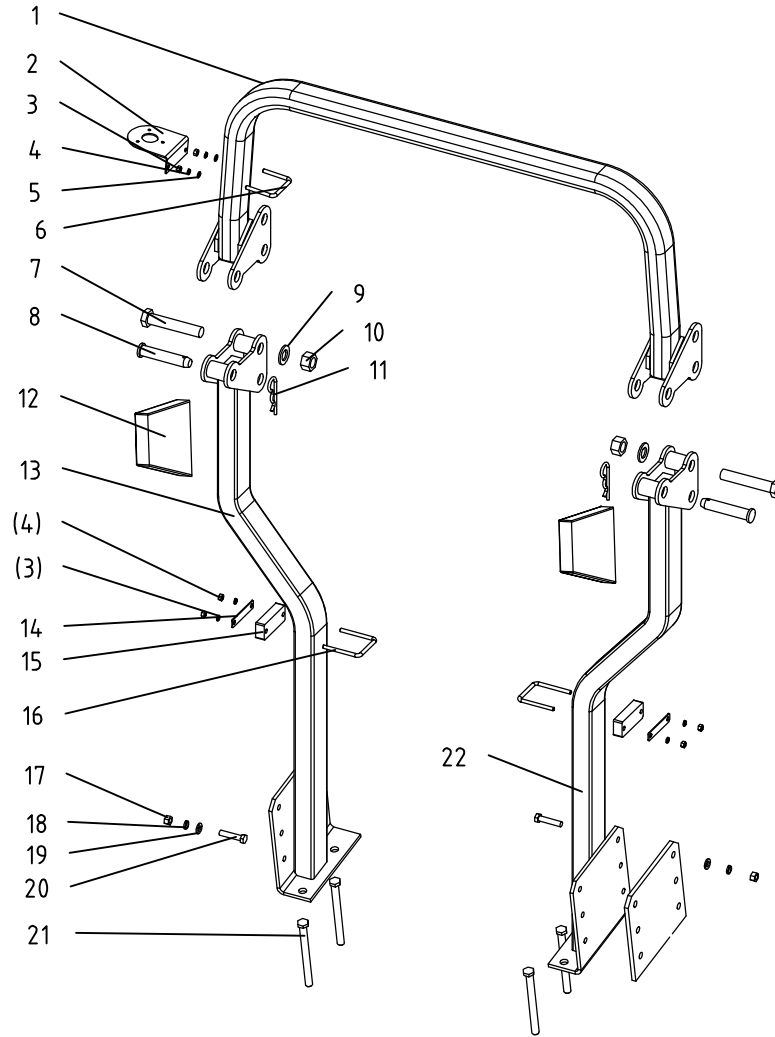
13 座椅总成
Seat



13 座椅总成 Seat

序号 Ser.No.	代号 Part No.	名称及规格	Name & Specifications	数量 Quantity	备注 Remarks
1	XL-SEAT-003	悬浮座椅	Seat	1	
	280.44B.101	座椅	Seat	1	选装Option
2	GB/T5783-2000-M10×20	螺栓 M10×20	Hex. head bolt M10×20	6	
3	GB/T93-1987-10	垫圈 10	Spring lock washer 10	6	
4	GB/T97.1-2002-10	垫圈 10	Plain washer 10	6	
5	GB/T6170-2000-M10	螺母 M10	Hex. nut M10	4	
6	304G2-6.44.011	座椅支架焊合件	Seat bracket weldment	1	
7	GB/T97.1-2002-8	垫圈 8	Plain washer 8	2	
8	GB/T93-1987-8	垫圈 8	Spring lock washer 8	2	
9	GB/T5783-2000-M8×20	螺栓 M8×20	Hex. head bolt M8×20	2	
10	250-1.44.102	座椅安全带支板	Safety belt bracket	2	
11	GB/T5783-2000-M12×25	螺栓 M12×25	Hex. head bolt M12×25	4	
12	GB/T93-1987-12	垫圈 12	Spring lock washer 12	4	
13	GB/T6170-2000-M12	螺母 M12	Hex. nut M12	2	
14	300.44B.012A	两点可弹式座椅安全带	Safety belt	1	

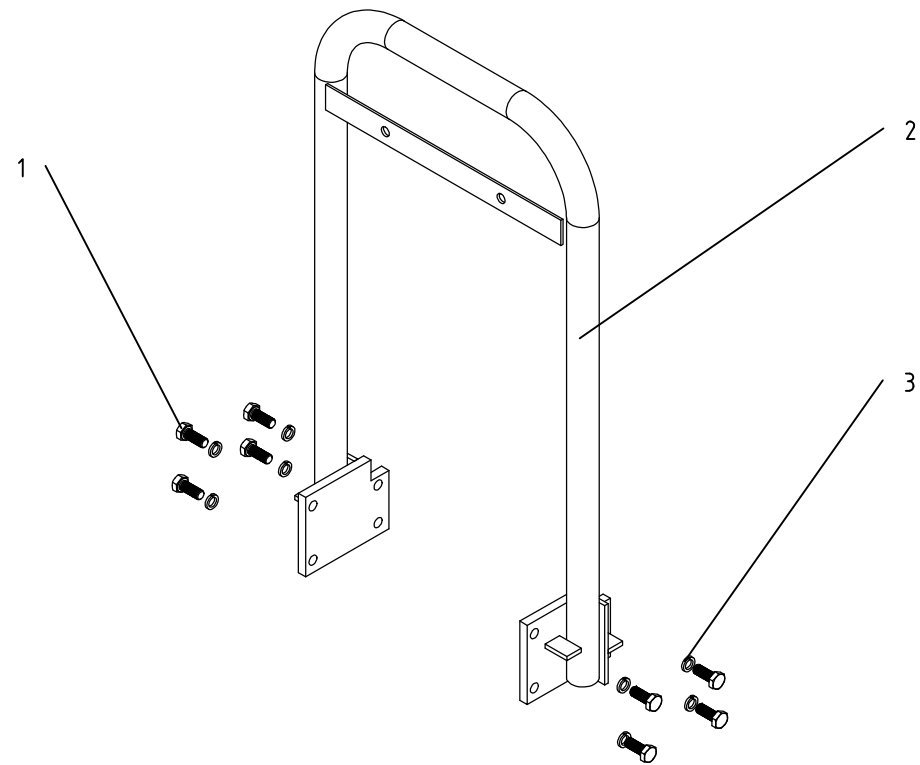
14.1 折叠式安全架总成 Folding Safety Frame



14.1 折叠式安全架总成 Folding Safety Frame

序号 Ser.No.	代号 Part No.	名称及规格	Name & Specifications	数量 Quantity	备注 Remarks
1	400-6.46.011	上框焊合件	Upper frame weldment	1	
2	400-6.46.108	警示灯安装板	Caution light setting plate	1	
3	GB6170-86-M8	螺母 M8	Hex. nut M8	6	
4	GB93-87-8	垫圈 8	Spring lock washer 8	2	
5	GB97.1-85-8	垫圈 8	Plain washer 8	6	
6	400-6.46.109	U型螺栓	U type bolt	1	
7	400-6.46.114	连接螺栓	Conneting bolt	2	
8	400-6.46.110	锁销	Lock pin	2	
9	GB97.1-85-24	垫圈 24	Plain washer 24	2	
10	GB6172-86-24	螺母 24	Hex. nut M24	2	
11	300.46D.114	弹簧锁销	Spring lock pin	2	
12	280.46J.110	橡胶套	Rubber pad	2	
13	400-6.46.012	右撑杆焊合件	Right support frame	1	
14	400-6.46.113	抱箍垫板	Padding plate	2	
15	300-6.46.101	橡胶垫	Rubber mat	2	
16	400-6.46.111	U型螺栓(二)	U type bolt(2)	2	
17	GB6170-86-M12	螺母 M12	Hex. nut M12	12	
18	GB93-87-12	垫圈 12	Spring lock washer 12	12	
19	GB97.1-85-12	垫圈 12	Plain washer 12	12	
20	GB5783-86-M12×50	螺栓 M12×50	Hex. head bolt M12×50	12	
21	GB5782-86-M16×175	螺栓 M16×175	Hex. head bolt M16×175	4	
22	400-6.46.013	左撑杆焊合件	Left support frame	1	

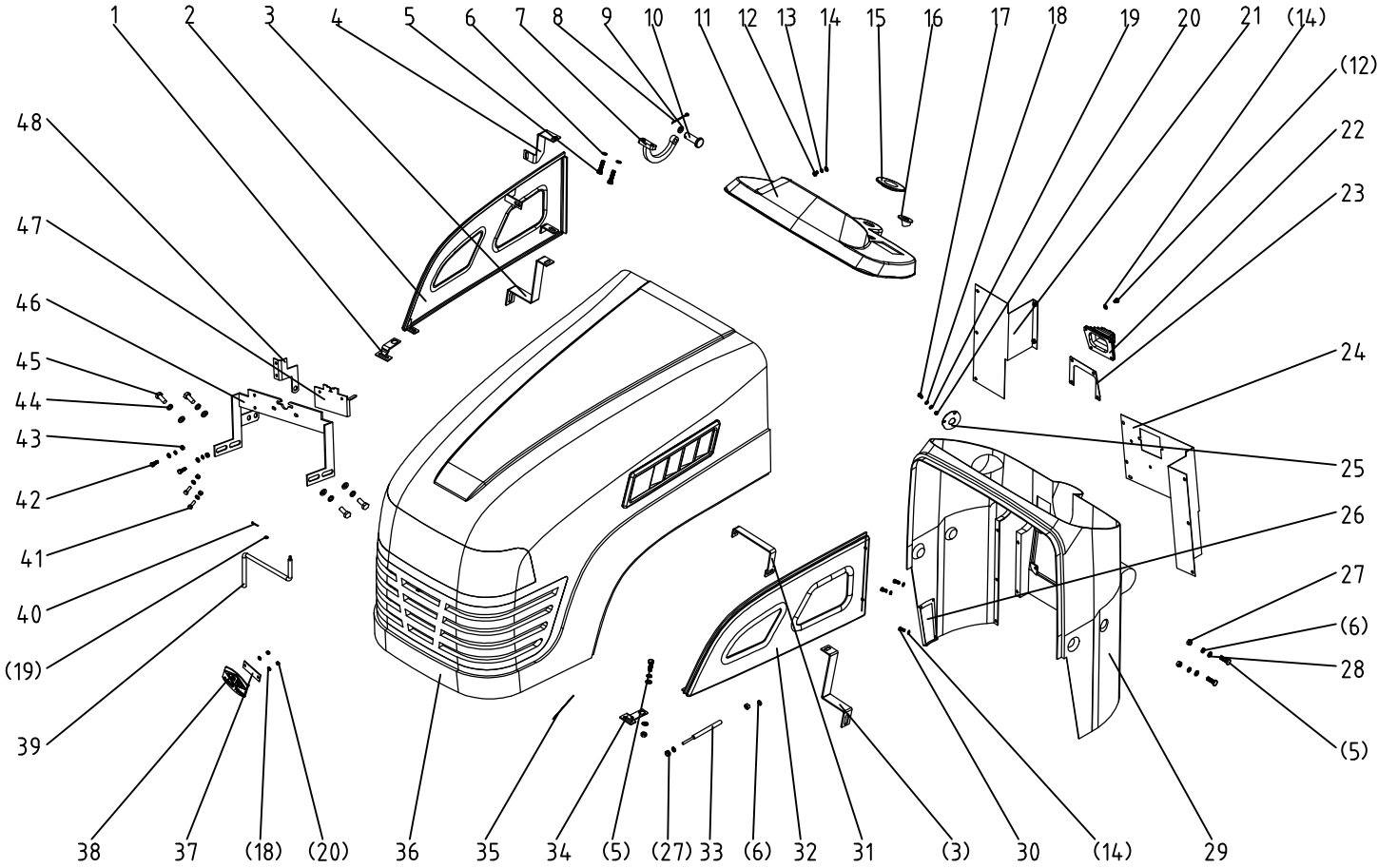
14.2 前安全架总成 Front Safety Frame



14.2 前安全架总成 Front Safety Frame

序号 Ser.No.	代号 Part No.	名称及规格 Name & Specifications	数量 Quantity	备注 Remarks
1	GB/T5783-2000-M10×25	螺栓 M10×25 Hex. head bolt M10×25	8	
2	304G2-6E.46.021	前安全架焊合件 Front safety frame	1	
3	GB/T93-1987-10	垫圈 10 Spring lock washer 10	8	

15 机罩仪表罩总成 Hood and Panel



15 机罩仪表罩总成 Hood and Panel

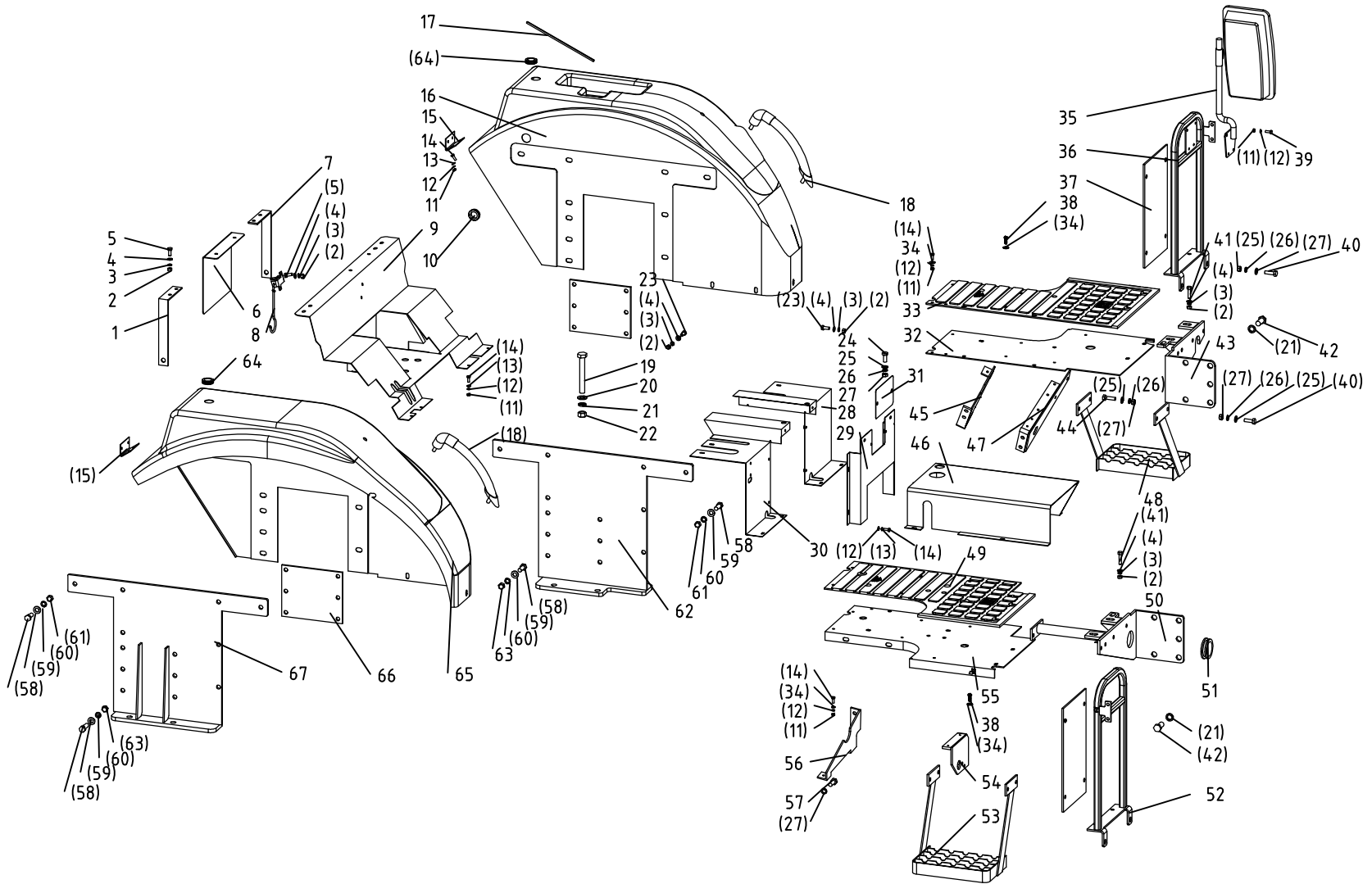
序号 Ser.No.	代号 Part No.	名称及规格	Name & Specifications	数量 Quantity	备注 Remarks
1	404G2-6E.47.114	右侧板前固定板	Right Hood front immobility board	1	
2	404G2-6E.47.018	右下侧板合件	Right Hood	1	
3	404G2-6E.47.113	后下安装板	Down right setting board	2	
4	304G2-6E.47.114	右上安装板	Top right setting board	1	
5	GB/T5783-2000-M8×25	螺栓 M8×25	Hex.head bolt M8×25	14	
6	GB/T93-1987	垫圈 8	Spring Lock washer8	18	
7	304G2-6.47.107	铰链	Gemel	2	
8	GB/T91-2000-3.2×30	销 3.2×30	Split pin 3.2×30	2	
9	GB/T97.1-2002-10	垫圈 10	Plain washer 10	6	
10	GB/T882-1986-B10×35	销 B10×35	Split pin B10×35	2	
11	304G2-6.47.101A	仪表盘	Instrument board	1	
12	GB/T818-2000-M6×20	螺钉 M6×20	Philips pan head screw M6×20	13	
13	GB/T93-1987-6	垫圈 6	Spring Lock washer 6	19	
14	GB/T97.1-2002-6	垫圈 6	Plain washer 6	26	
15	254G2.47C.109	橡胶圈	Rubber ring	1	
16	304G2-6.47.103	橡胶套	Rubber sheath	1	
17	GB/T818-2000-M5×25	螺钉 M5×25	Philips pan head screw M5×25	2	
18	GB/T93-1987-5	垫圈 5	Spring Lock washer5	4	
19	GB/T97.1-2002-5	垫圈 5	Plain washer 5	3	
20	GB/T6170-2000-M5	螺母 M5	Hex .nut M5	4	
21	304G2-6.47.014	右封板焊合件	Right close board solder	1	
22	304G2-6.47.106	防尘套	Dustproof sheath	1	
23	304G2-6.47.105	变速杆挡板	Gearlever baffle	1	
24	304G2-6.47.104-1	电器安装板	Wiring setting board	1	
25	280.47B.118	电锁安装板	Installation plate switch	1	

15 机罩仪表罩总成 Hood and Panel

续表

序号 Ser.No.	代号 Part No.	名称及规格	Name & Specifications	数量 Quantity	备注 Remarks
26	304G2-6.47.102	观察窗盖板	Observe window cover	1	
27	GB/T6170-2000-M8	螺母 M8	Hex .nut M8	14	
28	GB/T97.1-2002-8	垫圈 8	Plain washer 8	20	
29	304G2-6.47.013-1	仪表罩合件	Engine Hood	1	
30	GB/T5783-2000-M6×16	螺栓 M6×16	Hex.head bolt M6×16	3	
31	404G2-6E.47.112	左上安装板	Top left setting board	1	
32	404G2-6E.47.017	左下侧板合件	Left Hood	1	
33	QD16-690×290×200-BB	压缩气弹簧	Gas spring	2	
34	404G2-6E.47.111	左侧板前固定板	Left Hood front immobility board	1	
35	550-1.51.101	密封条	Airproof piece	1	
36	404G2-6E.47.011	机罩合件	Engine Hood	1	
37	300.47.113	标牌安装板	Scutcheon bracket	1	
38	300.47.106A	东风标牌	Dong feng scutcheon	1	
39	304G2-6.47.109	机罩开启杆	Hood open haulm	1	
40	GB/T91-2000-2×16	销 2×16	Split pin 2x16	1	
41	GB/T5783-2000-M6×20	螺栓 M6×20	Hex.head bolt M6×20	2	
42	GB/T5783-2000-M6×35	螺栓 M6×35	Hex.head bolt M6×35	4	
43	GB/T6170-2000-M6	螺母 M6	Hex .nut M6	6	
44	GB/T93-1987-10	垫圈 10	Spring Lock washer 10	4	
45	GB/T5783-2000-M10×25	螺栓 M10×25	Hex.head bolt M10×25	4	
46	304G2-6E.47.015	锁安装架焊合件	Lock bracket	1	
47	FT650	机罩锁	Hood lock	1	
48	304G2-6E.47.108	固定座	Settled seat	1	

16 地板挡泥板总成 Mud Shields & Foot Rest



16 地板挡泥板总成 Foot Mud Shields Rest

序号 Ser.No.	代号 Part No.	名称及规格	Name & Specifications	数量 Quantity	备注 Remarks
1	304G2-6. 51. 105	后封板右支架	Right bracket rest of Back close board	1	
2	GB/T6170-2000-M8	螺母 M8	Hex. nut M8	16	
3	GB/T97. 1-2002-8	垫圈 8	Plain washer 8	22	
4	GB/T93-1987-8	垫圈 8	Spring lock washer 8	16	
5	GB/T5783-2000-M8×20	螺栓 M8×20	Hex. head bolt M8×20	6	
6	304G2-6E. 51. 101	后牌照板	Back number stay	1	
7	304G2-6. 51. 110	后封板左支架	Left bracket rest of Back close board	1	
8	304G2-6. 51. 031	挂钩组合件	Suspender	1	
9	404G2-6E. 51. 028	后封板焊合件	Back close board	1	
10	304G2-6. 51. 106	橡皮圈	Sealing rubber ring	1	
11	GB/T6170-2000-M6	螺母 M6	Hex. nut M6	14	
12	GB/T97. 1-2002-6	垫圈 6	Plain washer 6	18	
13	GB/T93-1987-6	垫圈 6	Spring lock washer 6	43	
14	GB/T5783-2000-M6×16	螺栓 M6×16	Hex. head bolt M6×16	35	
15	404-11. 51. 107	后反射器安装板	Back reflex reflector subpanel	2	
16	404G2-6E. 51. 019	左挡泥板焊合件	Left mud Shield	1	
17	TFT. 70. 012	30#密封条	30# draught excluder strip	按需	
18	550. 51C. 204	扶手	Handle hold	2	
19	GB/T5783-2000-M16×175	螺栓 M16×175	Hex. head bolt M16×175	8	
20	GB/T97. 1-2002-16	垫圈 16	Plain washer 16	8	
21	GB/T93-1987-16	垫圈 16	Spring lock washer 16	18	
22	GB/T6170-2000-M16	螺母 M16	Hex. nut M16	8	
23	GB/T5783-2000-M8×25	螺栓 M8×25	Hex. head bolt M8×25	6	
24	GB/T5783-2000-M10×25	螺栓 M10×25	Hex. head bolt M10×25	1	
25	GB/T97. 1-2002-10	垫圈 10	Plain washer 10	10	

16 地板挡泥板总成 Foot Mud Shields Rest

续表

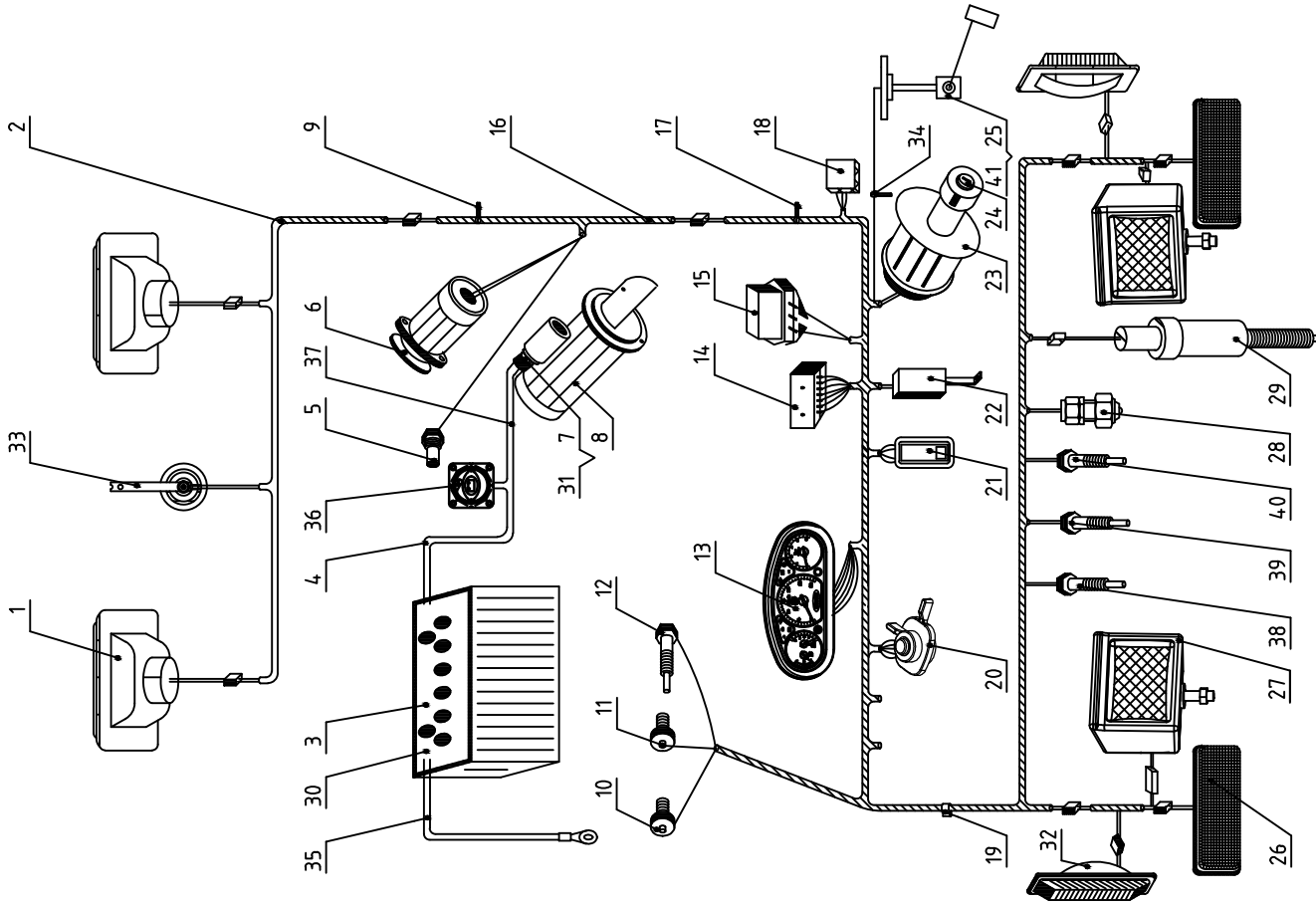
序号 Ser.No.	代号 Part No.	名称及规格	Name & Specifications	数量 Quantity	备注 Remarks
26	GB/T93-1987-10	垫圈 10	Spring lock washer 10	26	
27	GB/T6170-2000-M10	螺母 M10	Hex. nut M10	18	
28	404G2-6. 51. 016	左封板焊合件	Left close board	1	
29	404G2-6. 51. 018	中立板焊合件	Central board	1	
30	404G2-6. 51. 018	右封板焊合件	Right close board	1	
31	304G2. 51. 203	盖板	Cover board	1	
32	404G2-6E. 51. 013	左地板焊合件	Left foot rest	1	
33	404G2-6E. 51. 103	左地板橡胶板	Left foot rest rubber board	1	
34	GB/T96-2002-6	垫圈 6	Plain washer 6	21	
35	1B17382 x 0001	后视镜	Driving mirror	1	
36	304G2-6. 51. 025-1	左框架焊合件	Left frame	1	
37	304G2-6. 51. 030	挡风玻璃合件	Windscreen	2	
38	GB/T818-2000-M6×20	螺钉 M6×20	Cross recessed pan head screw M6×20	4	
39	GB/T5783-2000-M6×20	螺栓 M6×20	Hex. head bolt M6×20	4	
40	GB/T5783-2000-M10×30	螺栓 M10×30	Hex. head bolt M10×30	8	
41	GB/T5783-2000-M8×35	螺栓 M8×35	Hex. head bolt M8×35	4	
42	GB/T5783-2000-M16×35	螺栓 M16×35	Hex. head bolt M16×35	10	
43	304G2-6. 51. 011-1	左前支架焊合件	Left-front bracket joint	1	
44	GB/T5783-2000-M10×40	螺栓 M10×40	Hex. head bolt M10×40	4	
45	404G2-6. 51. 105	左后支板	Left back plate	1	
46	404G2-6. 51. 102	变速箱罩板	Left bracket joint	1	
47	404G2-6. 51. 011	左中支架焊合件	Left medial bracket joint	1	
48	304G2-6. 51. 015	左车梯焊合件	Left foot ladder	1	
49	404G2-6E. 51. 104	右地板橡胶板	Right foot rest rubber board	1	

16 地板挡泥板总成 Foot Mud Shields Rest

续表

序号 Ser.No.	代号 Part No.	名称及规格	Name & Specifications	数量 Quantity	备注 Remarks
50	304G2-6. 51. 029-2	右前支架焊合件	Right-front bracket joint	1	
51	254G2. 51. 108	橡胶嵌套	Rudder nest	1	
52	304G2-6. 51. 026-1	右框架焊合件	Right frame	1	
53	304G2-6. 51. 027-1	右车梯焊合件	Right foot ladder	1	
54	304G2-6. 51. 023	右地板支架焊合件 (一)	Right floor gibbet (I)	1	
55	404G2-6E. 51. 014	右地板焊合件	Right foot rest	1	
56	404G2-6. 51. 012	右后支架焊合件	Right foot rest bracket joint	1	
57	GB/T5783-2000-M10×20	螺栓 M10×20	Hex. head bolt M10×20	8	
58	GB/T5783-2000-M12×30	螺栓 M12×30	Hex. head bolt M12×30	12	
59	GB/T93-1987-12	垫圈 12	Spring lock washer 12	14	
60	GB/T97. 1-2002-12	垫圈 12	Plain washer 12	14	
61	GB/T6170-2000-M12	螺母 M12	Hex. nut M12	14	
62	404G2-6E. 51. 021	左支架焊合件	Left bracket joint	1	
63	GB/T5783-2000-M12×35	螺栓 M12×35	Hex. head bolt M12×35	2	
64	200. 47A. 316	橡胶套	Right mud Shield	4	
65	404G2-6E. 51. 020	右挡泥板焊合件	Right mud Shield	1	
66	404G2-6E. 51. 101	垫板	Rubber cover	2	
67	404G2-6E. 51. 022	右支架焊合件	Righttt bracket joint	1	

17 电气系统总成 Electrical System



17 电气系统总成 (EC) Electrical System (EC)

序号 Ser.No.	代号 Part No.	名称及规格	Name & Specifications	数量 Quantity	备注 Remarks
1	304G2-6.48.102-1	前组合大灯	Head lamp	1	
2	254G2.48G.011	前线束	Front wiring harness	1	
3	6-QW-80L	免维护蓄电池	Battery	1	
4	304G2-6E.48.016	蓄电池正极-总电源开关电缆总成	Cable between Battery anode and electrical source switch	1	
5	254G2.48G.022	水温传感器	Water temperature sensor	1	
6		发电机	Generator	1	From engine
7	250D.48.101	电缆线接头护套	Cable splice jacket	1	
8		起动机	Starting motor	1	From engine
9	ZD300×8	可松开式锁式扎带	Clingulum	2	
10	254G2.48G.024	转速传感器 (M18×1.5)	rotation speed senser (M18×1.5)	1	
11	254G2.48G.023	油压传感器	Oil pressure sensor	1	
12	10-12-55	电热塞	Pre-heating plug	1	
13	304G2-6E.48.020	ZB103-7A组合仪表	ZB103-7A Combination meter	1	
14	304G2-6.48.104	G2专用保险丝盒	Fuse box expert for G2	1	
15	FT111	电子调节器	Voltage ragulater	1	
16	304G2-6.48.012-1	主线束	Main wiring harness	1	
17	ZD150×8	可松开式锁式扎带	Clingulum	10	
18	404-9.48.020	电熄火器(泰国)	Electrucity stop (Thailand)	1	
19	200.48B.108	线夹	Wire clip	3	
20	304G2-6.48.103	组合开关	Combination switch	1	
21	JK911	安全警示灯开关	Caution light switch	1	
22	SG152	电子闪光器	Flasher	1	
23	304G2-6E.48.101	起动机开关标牌	Starting scutcheon	1	
24	JK406B	预热起动机开关	Pre-heating starting switch	1	
25	304G2-6.48.101	油量传感器	Oil level sensor	1	optional

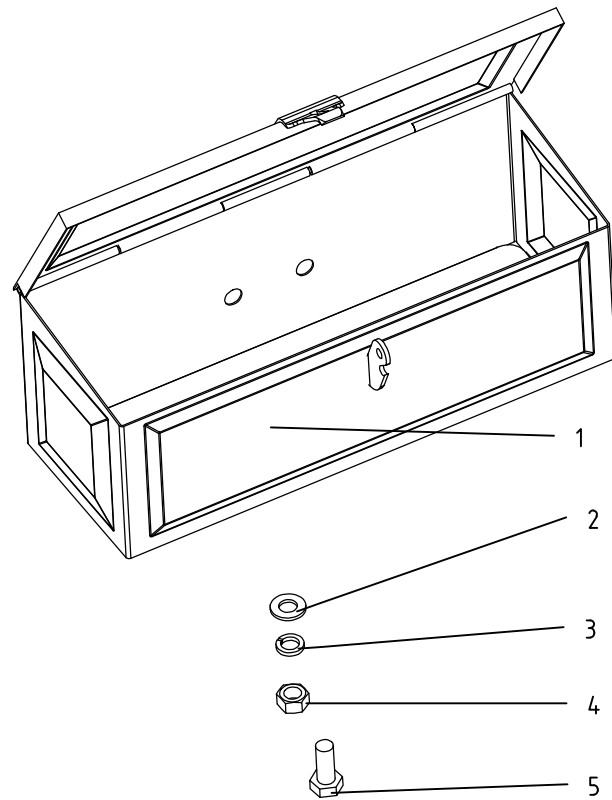
17 电气系统总成 (EC)

Electrical System (EC)

续表

序号 Ser.No.	代号 Part No.	名称及规格	Name & Specifications	数量 Quantity	备注 Remarks
26	254G2.48G.019	052型组合后灯	Combination rear signal lamp	2	
27	304G2-6.48.018	后工作灯	Rear work lamp	2	
28	JB1041	起动安全开关	Security switch	1	
29	JK231B	制动灯开关	Brakelight switch	1	
30	CX-1型	蓄电池电缆线护套	Jacket	2	
31	1912型	起动继电器	Starting relay	1	
32	254G2.48G.018	S116前转向灯	Steering lamp	2	
33	254G2.48G.025	DL-124D电喇叭	Electrucity horn	1	
34	AG-057	线卡	Wire clip	2	
35	304G2-6E.48.017	蓄电池负极搭铁电缆	Battery cathode cable	1	
36	254G3.48.019	总电源开关	Electrical source switch	2	
37	304G2-6E.48.015	起动-电源总开关连接电缆线	Cable between Start and electrical source switch	1	
38	KD105	PT0空档开关 (常开)	Switch for PTO neutral	1	
39	KD105	PT0540r/min档位开关 (常开)	Switch for PTO shaft speed of 540 rpm	1	
40	KD105	PT01000r/min档位开关 (常开)	Switch for PTO shaft speed of 1000 rpm	1	
41	304G2-6E.48.102	油量传感器	Oil level sensor	1	optional

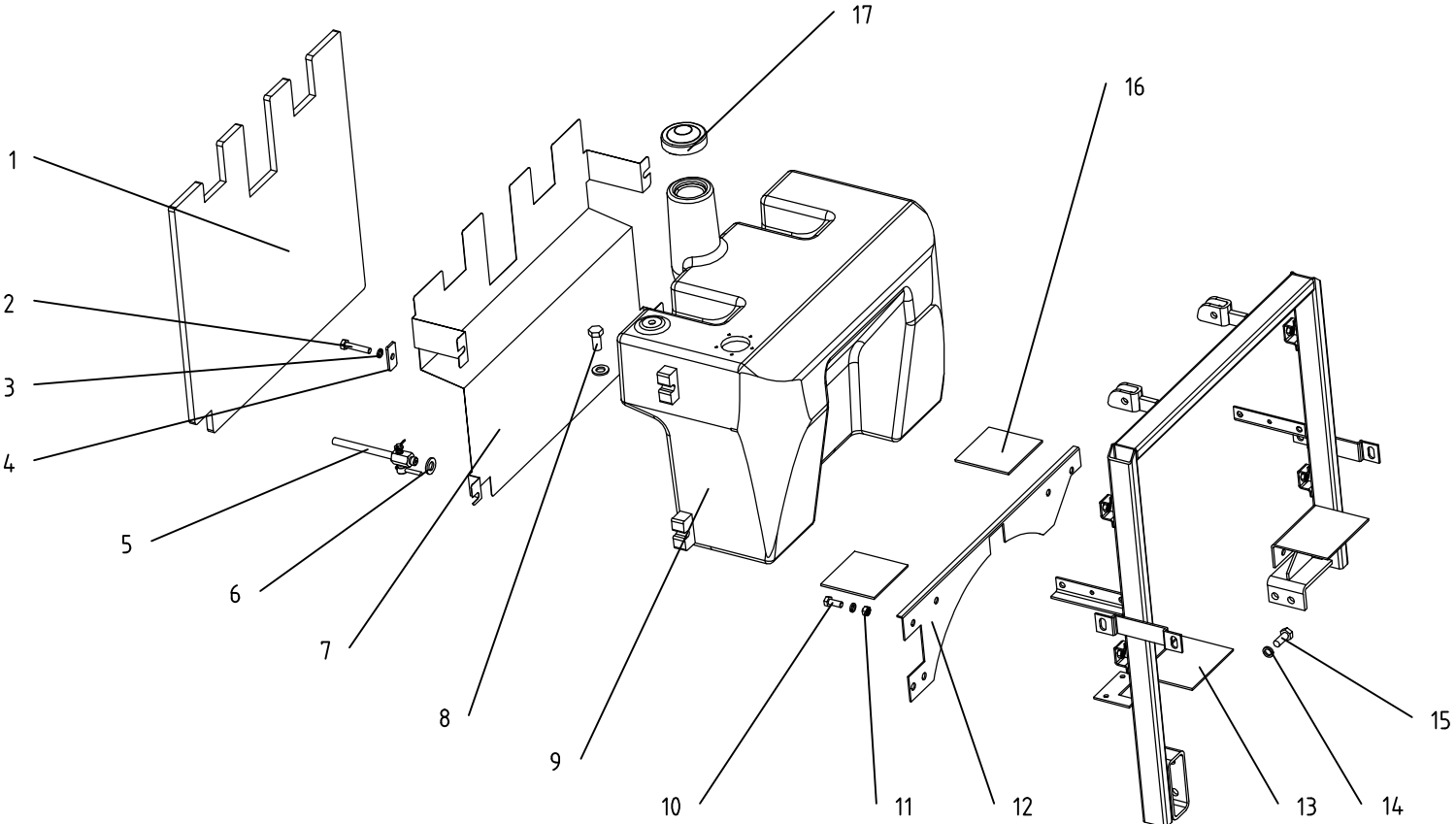
18 工具箱总成
Toolbox



18 工具箱总成 Toolbox

序号 Ser.No.	代号 Part No.	名称及规格 Name & Specifications	数量 Quantity	备注 Remarks
1	450.49.001	工具箱 Toolbox	1	
2	GB/T97.1-2002-10	垫圈 10 Plain washer 10	2	
3	GB/T93-1987-10	垫圈 10 Spring lock washer 10	2	
4	GB/T6170-2000-M10	螺母 M10 Hex. nut M10	2	
5	GB/T5783-2000- M10×20	螺栓 M10×20 Hex. head bolt M10×20	2	

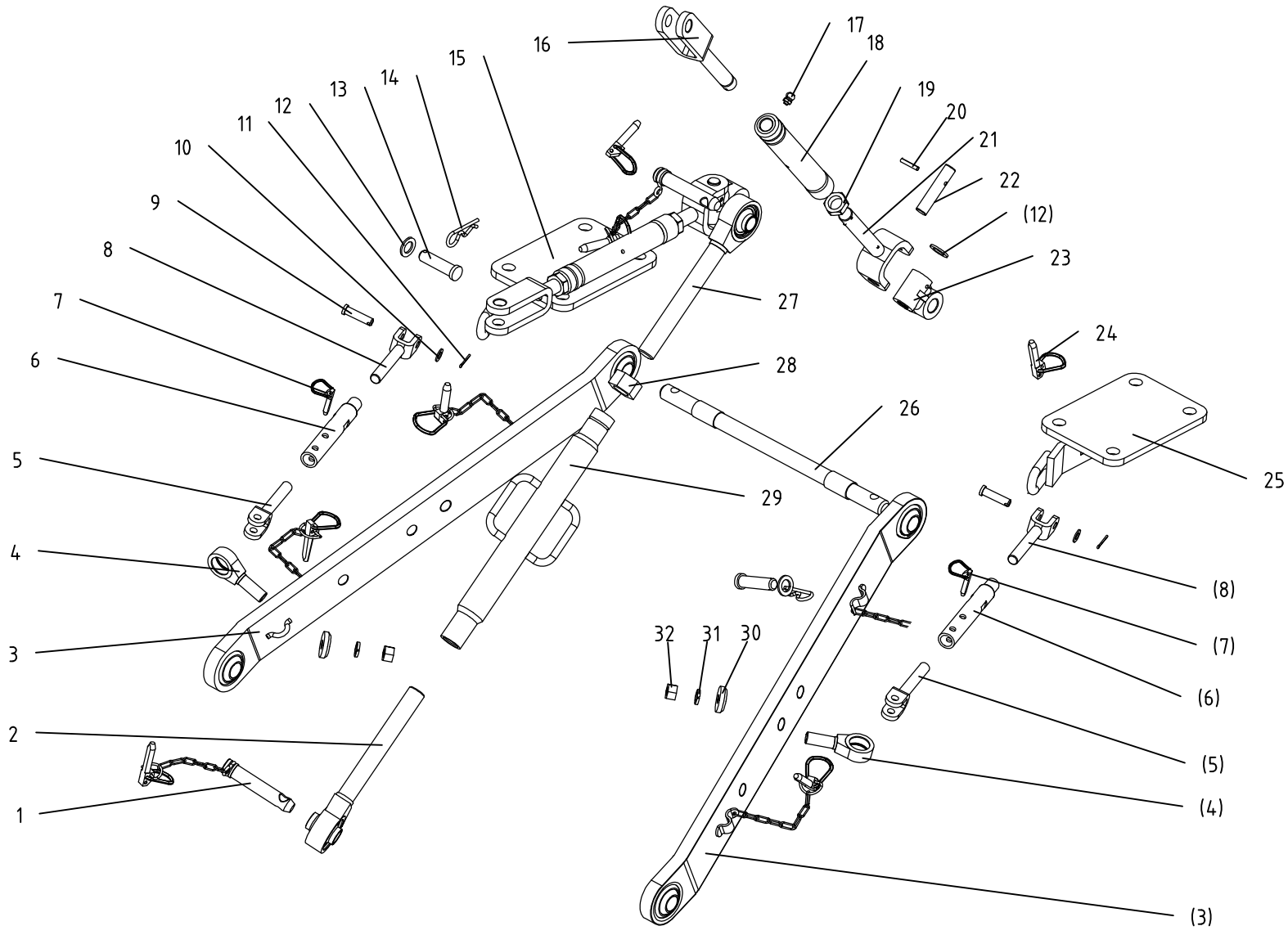
19 燃油箱总成
Fuel Tank



19 燃油箱总成 Fuel Tank

序号 Ser.No.	代号 Part No.	名称及规格	Name & Specifications	数量 Quantity	备注 Remarks
1	304G2-6.51.105	隔热毡	Heat insulation	1	
2	GB/T5783-2000-M8×40	螺栓M8×40	Hex. head bolt M8×40	4	
3	GB/T93-1987-8	垫圈8	Spring lock washer8	8	
4	304G2-6.50.101	油箱垫圈	Washer	4	
5	300.50.015	燃油滤清管路总成	Filter	1	
6	GB3541-83-12	垫圈12	Washer 12	1	
7	304G2-6.50.104	油箱挡板	Fuel tank baffle	1	
8	GB3541-83-M12×1.25	铰接螺栓M12×1.25	Hollow hex.head bolt M12×1.25	1	
9	304G2-6.50.011-1	燃油箱组合件	Fuel tank	1	
10	GB/T5783-2000-M8×20	螺栓M8×20	Hex. head bolt M8×20	4	
11	GB/T6170-2000-M8	螺母M8	Hex. nut M8	4	
12	304G2-6.50.103	隔板	Baffle wall	1	
13	304G2-6.50.014	支撑架焊合件	Backing frame	1	
14	GB/T93-1987-10	垫圈10	Spring lock washer 10	4	
15	GB/T5783-2000-M10×25	螺栓M10×25	Hex. head bolt M10×25	4	
16	304G2-6.50.102	橡胶垫	Rubber pad	2	
17	LHYXG-2	油箱盖组合件	Fuel tank cap	1	

20 悬挂装置总成
Suspension Mechanism



20 悬挂装置总成 Suspension Mechanism

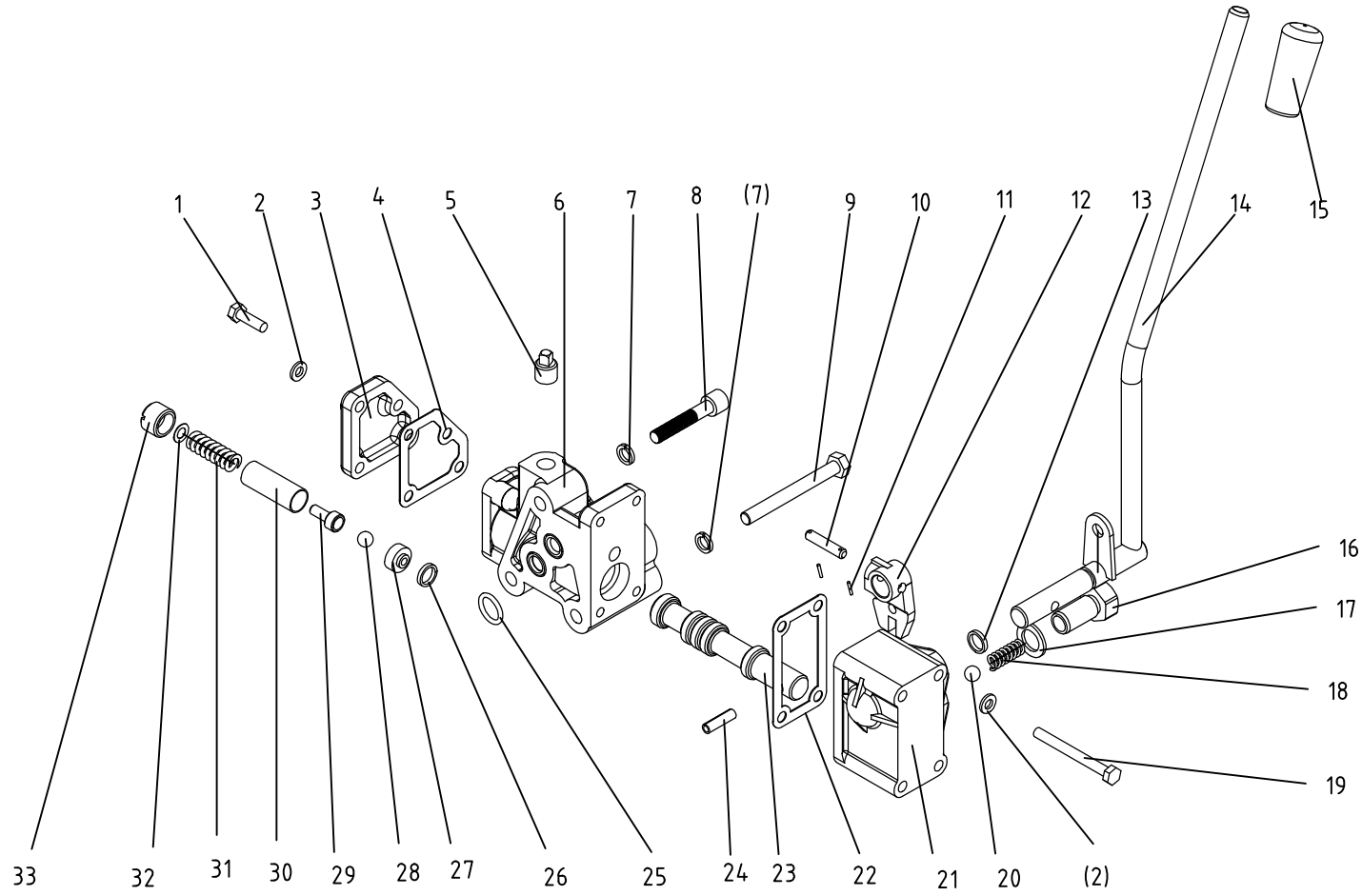
序号 Ser.No.	代号 Part No.	名称及规格 Name & Specifications	数量 Quantity	备注 Remarks
1	200.56.016	上拉杆连接销总成 Coupling pin of upper link	2	
2	300.56.020-1	上拉杆后调节杆总成 Upper link rear adjusting rod	1	
3	300.56.030-1	下拉杆焊合件 Lower link weldment	2	
4	300.56.109	环形螺钉 Spring	2	
5	300.56.016	限位链后叉焊合件 Rear check chain	2	
6	300.56.104	调节套管 Adjust sleeve	2	
7	300.56.011	锁销组合件 Kock pin	2	
8	300.56.015	限位链前叉焊合件 Front check chain	2	
9	GB/T882 -1986-14×55	销 14×55 Clevis pin with head 14×55	4	
10	GB/T97.1-2002-14	垫圈 14 Plain washer 14	4	
11	GB/T91-2000-4×25	开口销 4×25 Split pin 4×25	4	
12	GB/T97.1-2002-16	垫圈 16 Plain washer 16	4	
13	GB/T882-1986-B16×55	销轴 B16×55 Clevis pin with head B16×55	2	
14	200.56.101-1	R销 R-pin	2	
15	300.56.029-1	左前限位链焊合件 Left-front check chain	1	
16	300.56.024-1	提升杆下吊耳焊合件 Lower clevis of lift rod	2	
17	JB/T7940.1-1995-M10×1	油杯 M10×1 Grease nipple M10×1	2	
18	300.56.150	提升螺管 Lift rod upper clevis	2	
19	GB/T6173-2000-M20×2	螺母 M20×2 Hex.nut M20×2	2	
20	GB/T91-2000-3.2×26	销 3.2×26 Split pin 3.2×26	2	
21	300.56.022-1	提升杆上吊耳焊合件 Lift rod up clevis	2	
22	GB/T882 -1986-16×80	销 16×80 Clevis pin with head 16×80	2	
23	300.56.113	提升杆十字接头 Cross joint of lift rod	2	
24	200.56.011	锁销组合件 Kock pin	2	
25	300.56.026-1	右前限位链焊合件 Right-front check chain	1	

20 悬挂装置总成 Suspension Mechanism

续表

序号 Ser.No.	代号 Part No.	名称及规格 Name & Specifications	数量 Quantity	备注 Remarks
26	200.56.103	下拉杆连接轴 Lower link shaft	1	
27	300.56.018-1	上拉杆前调节杆总成 Upper link front adjusting rod	1	
28	GB6170-86-M24	六角螺母 M24 Hex .nut M24	1	
29	280.56.016	调节螺管焊合件 Turn buckle of upper link	1	
30	300.57.157	圆板 Round plate	1	
31	GB/T93-1987-16	垫圈 16 Spring lock washer 16	2	
32	GB/T6170-2000-M16	螺母 M16 Hex.nut M16	2	
	300. 56. 001	悬挂装置总成 Suspension Mechanism	1	No. 1-32

21.1 分配器总成 Hydraulic Oil Distributor



21.1 分配器总成 Hydraulic Oil Distributor

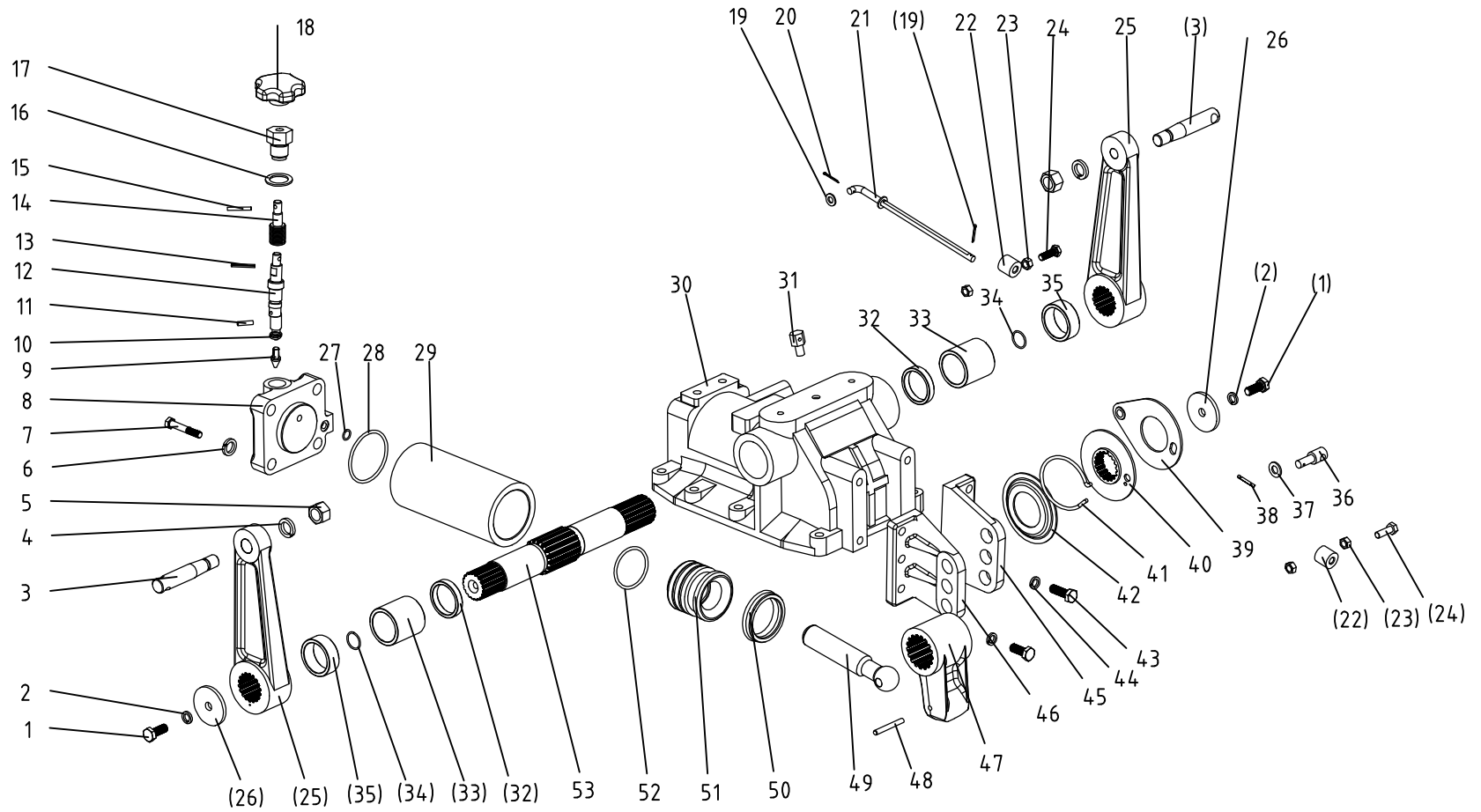
序号 Ser.No.	代号 Part No.	名称及规格	Name & specifications	数量 Quantity	备注 Remarks
1	GB/T5783-2000-M6×20	螺栓 M6×20	Hex. head bolt M6×20	4	
2	GB/T97.1-2002-6	垫圈 6	Plain washer 6	8	
3	200.55.131	端盖	End cover	1	
4	200.55.132	端盖纸垫	Paper gasket	1	
5	GB3289.31-82-R1/4	外方管堵 R1/4	Square head oil plug R1/4	1	
6	200.55.126-A	分配器壳体	Distributor body	1	
7	GB/T93-1987-8	垫圈 8	Spring lock washer 8	3	
8	GB/T70.1-2000-M8×25	螺钉M8×25	Hex.socked cap screwM8×25	2	
9	GB/T5781-2000-M8×75	螺栓M8×75	Hex. head bolt M8×75	1	
10	GB/T880-1986	销6×30	Pin 6×30	1	
11	GB/T91-2000	销1.6×10	Split pin 1.6×10	2	
12	200.55.128	拔叉	Fork	1	
13	GB/T3452.1-1992-15×2.65	O形圈15×2.65	O-ring seal 15×2.65	1	
14	200.55.018-1	手柄焊合件	Handle assy	1	
15	200.55.149	塑料把	Handle	1	
16	200.55.130	定位螺钉	Positioning bolt	1	
17	GB3541-83-14	垫圈14	Copper washer 14	1	
18	200.55.135	定位弹簧	Positioning spring	1	
19	GB/T5783-2000-M6×60	螺栓M6×60	Hex. head bolt M6×60	1	
20	GB/T308-2002-9.5	钢球9.5	Steel ball 9.5	1	
21	200.55.123	拔叉盒	Fork box	1	
22	200.55.125	拔叉盒纸垫	Paper gasket	1	
23	200.55.127	操纵阀	Sliding valve	1	
24	GB/T879.1-2000-6×22	销6×22	Slotted spring pin 6×22	1	
25	GB/T3452.1-1992-15×2.65	O形圈15×2.65	O-ring seal 15×2.65	1	

21.1 分配器总成 Hydraulic Oil Distributor

续表:

序号 Ser.No.	代号 Part No.	名称及规格 Name & specifications	数量 Quantity	备注 Remarks
26	GB/T3452.1-1992-10.6×2.65	O形圈10.6×2.65 O-ring seal 10.6×2.65	1	
27	200.55.138	垫块 Pad	1	
28	GB/T308-2002-9	钢球9 Steel ball dia.9	1	
29	200.55.137	球座 Ball seat	1	
30	200.55.136	套管 Sleeve	1	
31	200.55.135	安全阀弹簧 Safty valve Spring	1	
32	200.55.134	调节垫片 Adjusting shims	2~5	
33	200.55.133	螺塞 Plug	1	
	200.55.011	分配器总成 Hydraulic oil distributor	1	No.1-33

21.2 提升器总成 Hydraulic Power Lift



21.2 提升器总成 Hydraulic Power Lift

序号 Ser.No.	代号 Part No.	名称及规格 Name & Specifications	数量 Quantity	备注 Remarks
1	GB/T5783-2000-M10×25	螺栓 M10×25 Hex. head bolt M10×25	2	
2	GB/T93-1987-10	垫圈 10 Spring washer 10	6	
3	200.55.105	提升臂销 Lift arm pin	2	
4	GB/T93-1987-16	垫圈 16 Spring washer 16	2	
5	GB/T6170-2000-M16	螺母 M16 Hex. nut M16	2	
6	GB/T93-1987-14	垫圈 14 Spring washer 14	4	
7	GB/T5782-2000-M14×45	螺栓 M14×45 Hex. head bolt M14×60	4	
8	300.55.114-1	油缸盖 Cylinder cover	1	
9	300.55.125	调节阀 adjust valve	1	
10	GB/T3452.1-1992-11.8×1.8	O形密封圈11.8×1.8 O-ring seal 11.8×1.8	2	
11	GB/T119.1-2000-4×12	销4×12 Pin4×12	1	
12	300.55.127	调节阀杆下端 The lower end of adjust valve	1	
13	GB/T879.1-2000-4×16	销4×16 Pin4×16	1	
14	300.55.122	调节阀杆上端 The lower top of adjust valve	1	
15	GB/T879.1-2000-5×24	销5×24 Pin5×24	1	
16	300.55.124-30	垫圈30 Spring washer 30	1	
17	300.55.130	阀杆螺母 Valve -pole nut	1	
18	300.55.020	手轮胶合件 Handwheel assy	1	
19	GB/T97.1-2002-8	垫圈 8 Plain washer 8	1	
20	GB/T91-2000-2×16	销 2×16 Split pin 2×16	2	
21	200.55.013	联动杆焊合件 Linkage rod	1	
22	200.55.119-1	挡块 Limit spot	2	
23	GB/T6170-2000-M8	螺母 M8 Hex. nut M8	4	
24	GB/T5783-2000-M8×25	螺栓 M8×25 Hex. head bolt M8×25	2	
25	300-6.55.106	外提升臂 Lift arm	2	

21.2 提升器总成 Hydraulic Power Lift

续表

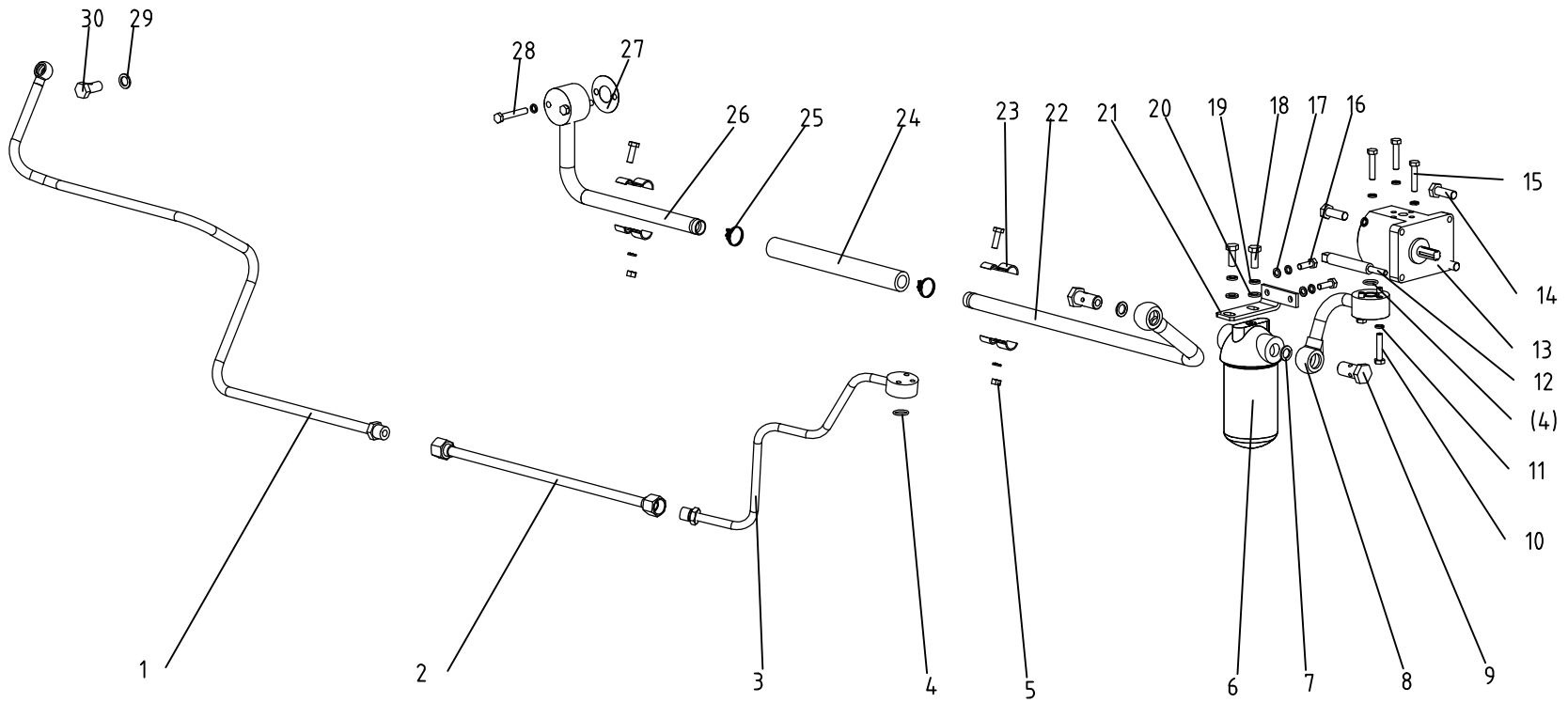
序号 Ser.No.	代号 Part No.	名称及规格	Name & Specifications	数量 Quantity	备注 Remarks
26	200.55.107	压板	Clamping plate	2	
27	GB/T3452.1-1992-10.6×1.8	O形密封圈 10.6×1.8	O-ring seal 10.6×1.8	1	
28	GB/T3452.1-1992-92.5×5.3	O形密封圈 92.5×5.3	O-ring seal 92.5×5.3	1	
29	300.55.115	油缸	Cylinder	1	
30	300.55.101-2	提升器壳体	Lift case	1	
31	200.55.111-2	通气螺塞	Vent tube	1	
32	200.55.102	隔套	Spacer sleeve	2	
33	200.55.103-1	衬套	Bush	2	
34	GB/T3542.1-1992-38.7×5.3	O形密封圈 38.7×5.3	O-ring seal 38.7×5.3	2	
35	200.55.104	隔套	Spacer sleeve	2	
36	200.55.120	联动销	Linkage pin	1	
37	GB/T97.1-2002-10	垫圈 10	Plain washer 10	1	
38	GB/T91-2000-3.2×20	销 3.2×20	Split pin 3.2×20	1	
39	200.55.014	拨盘焊合件	Driven plate	1	
40	200.55.122	挡盘	Retainer plate	1	
41	200.55.121	扭簧	Torsion spring	1	
42	200.55.016	传动盘焊合件	Drive plate weldment	1	
43	GB/T5783-2000-M10×30	螺栓 M10×30	Hex. head bolt M10×30	4	
44	GB/T93-1987-10	垫圈 10	Spring washer 10	4	
45	300.55.024	右挂接板焊合件	Right Hitching plate	1	
46	300.55.025	左挂接板焊合件	Left Hitching plate	1	
47	300.55.132-1	内提升臂	Inner lift arm	1	
48	GB/T879.1-2000-6×50	销 6×50	Slotted spring pin 6×50	1	
49	200.55.109	活塞顶杆	Piston push rod	1	

21.2 提升器总成 Hydraulic Power Lift

续表

序号 Ser.No.	代号 Part No.	名称及规格 Name & Specifications	数量 Quantity	备注 Remarks
50	300.55.117-D80	YX形密封圈 D80 YX-seal D80	1	
51	300.55.116	活塞 Piston	1	
52	GB/T3452.1-1992-73×3.55	O形密封圈 73×3.55 O-ring seal 73×3.55	1	
53	300.55.135	提升轴 Lift shaft	1	
	400-6.55.001	提升器总成 Hydraulic power lift	1	No. 1-53+200. 55. 011

22 滤油器油泵油管总成
Oil pump, Filter, Pipe and Fittings



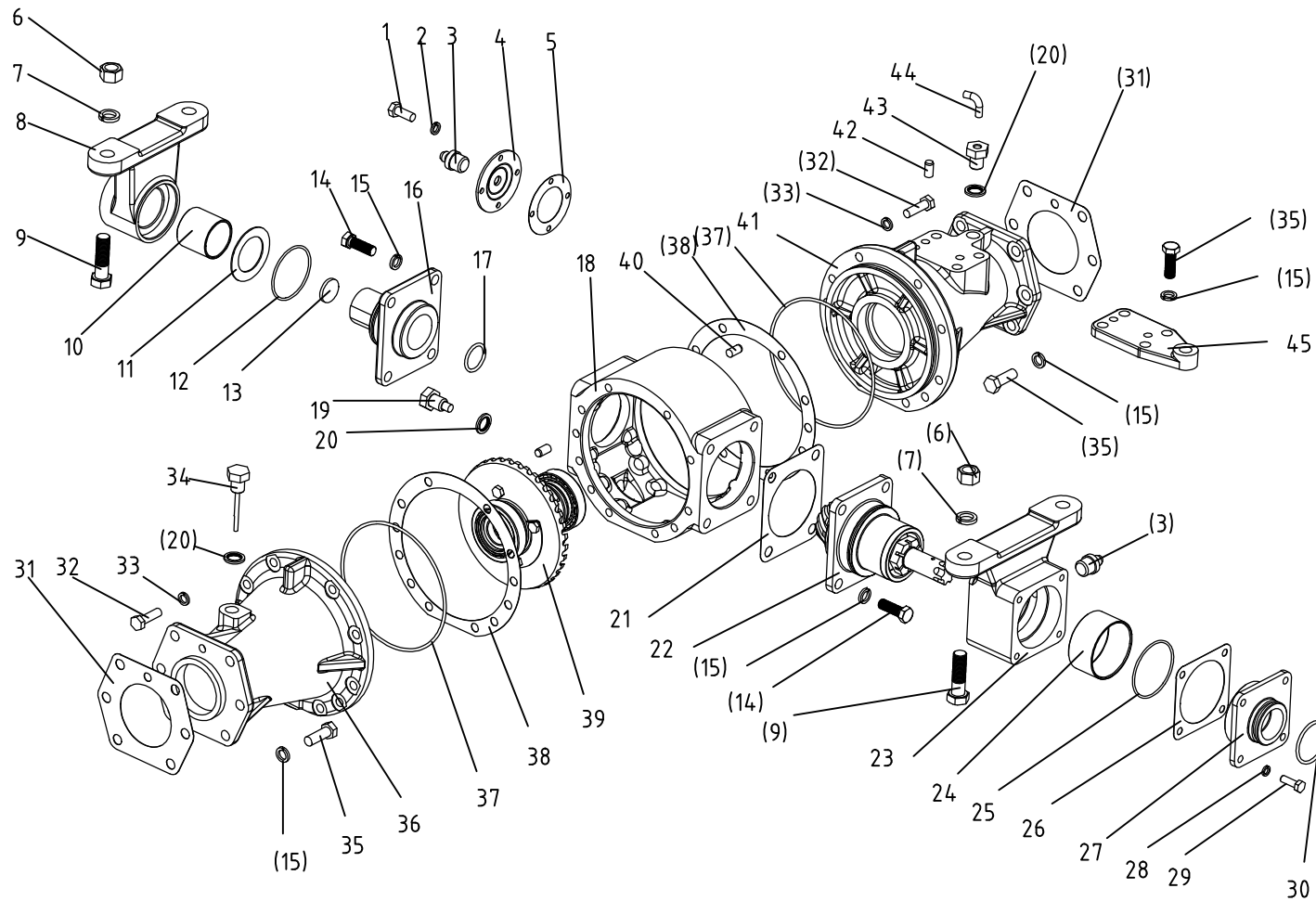
22 滤油器油泵油管总成 Oil Pump, Filter, Pipe and Fittings

序号 Ser.No.	代号 Part No.	名称及规格	Name & Specifications	数量 Quantity	备注 Remarks
1	404G2-6.58.019	多路阀进油管后段焊合件	Inlet pipe weldment, rear part	1	
2	254-5.58.013	软管总成	Hose assy	1	
3	404G2-6E.58.013	多路阀进油管前段焊合件	Inlet pipe weldment, front part	1	
4	GB/T3452.1-1992	O型圈 18×2.65	O-ring seal 18×2.65	2	
5	GB/T6170-2000	螺母 M8	Hex. nut M8	2	
6	YX0811A-0000	液压油滤清器总成	Filter	1	
7	JB982-1977	垫圈 22	Washer 22	4	
8	404B.58.011	油泵吸油管焊合件	Suction pipe assy of gear pump	3	
9	320.58.108	铰接螺栓 M22×1.5	Hollow bolt M22×1.5	2	
10	GB/T5783-2000	螺栓 M8×45	Hex. head bolt M8×45	3	
11	GB/T93-1987	垫圈 8	Spring lock washer 8	15	
12	300.58.102	紧固螺栓	Fastening bolt	1	
13	CBN-E310B	齿轮泵	Gear pump	1	左旋 Left circle
14	GB/T5783-2000	螺栓 M8×35	Hex. head bolt M8×35	3	
15	GB/T5783-2000	螺栓 M8×40	Hex. head bolt M8×40	3	
16	GB/T5783-2000	螺栓 M8×25	Hex. head bolt M8×25	4	
17	GB/T97.1-2002	垫圈 8	Spring lock washer 8	4	
18	GB/T5783-2000	螺栓 M10×20	Hex. head bolt M10×20	2	
19	GB/T93-1987	垫圈 10	Spring lock washer 10	2	
20	GB/T97.1-2002	垫圈 10	Plain washer 10	2	
21	404B.58.102	滤清器支架	Filter plank	1	
22	404G2-6.58.015	滤清器进油管焊合件 (二)	Filter inlet pipe weldment (2)	1	
23	404B.58D.120-1	固定夹	Fixed clip	4	
24	HG4-761-74	输油胶管 22×32×270	Hose 22×32×270	1	

22 滤油器油泵油管总成 Oil Pump, Filter, Pipe and Fittings

序号 Ser.No.	代号 Part No.	名称及规格	Name & Specifications	数量 Quantity	备注 Remarks
1	404G2-6.58.019	多路阀进油管后段焊合件	Inlet pipe weldment, rear part	1	
2	254-5.58.013	软管总成	Hose assy	1	
3	404G2-6E.58.013	多路阀进油管前段焊合件	Inlet pipe weldment, front part	1	
4	GB/T3452.1-1992-18×2.65	O型圈 18×2.65	O-ring seal 18×2.65	2	
5	GB/T6170-2000-M8	螺母 M8	Hex. nut M8	2	
6	YX0811A-0000	液压油滤清器总成	Filter	1	
7	JB982-1977-22	垫圈 22	Washer 22	4	
8	404B.58.011	油泵吸油管焊合件	Suction pipe assy of gear pump	3	
9	320.58.108-M22×1.5	铰接螺栓 M22×1.5	Hollow bolt M22×1.5	2	
10	GB/T5783-2000-M8×45	螺栓 M8×45	Hex. head bolt M8×45	3	
11	GB/T93-1987-8	垫圈 8	Spring lock washer 8	15	
12	300.58.102	紧固螺栓	Fastening bolt	1	
13	CBN-E310B	齿轮泵	Gear pump	1	左旋 Left circle
14	GB/T5783-2000-M8×35	螺栓 M8×35	Hex. head bolt M8×35	3	
15	GB/T5783-2000-M8×40	螺栓 M8×40	Hex. head bolt M8×40	3	
16	GB/T5783-2000-M8×25	螺栓 M8×25	Hex. head bolt M8×25	4	
17	GB/T97.1-2002-8	垫圈 8	Spring lock washer 8	4	
18	GB/T5783-2000-M10×20	螺栓 M10×20	Hex. head bolt M10×20	2	
19	GB/T93-1987-10	垫圈 10	Spring lock washer 10	2	
20	GB/T97.1-2002-10	垫圈 10	Plain washer 10	2	
21	404B.58.102	滤清器支架	Filter plank	1	
22	404G2-6.58.015	滤清器进油管焊合件 (二)	Filter inlet pipe weldment (2)	1	
23	404B.58D.120-1	固定夹	Fixed clip	4	
24	HG4-761-74-22×32×270	输油胶管 22×32×270	Hose 22×32×270	1	

23 前驱动桥总成(中) Front Drive Axles(Middle)



23 前驱动桥总成(中) Front Wheel Drive Axle (middle)

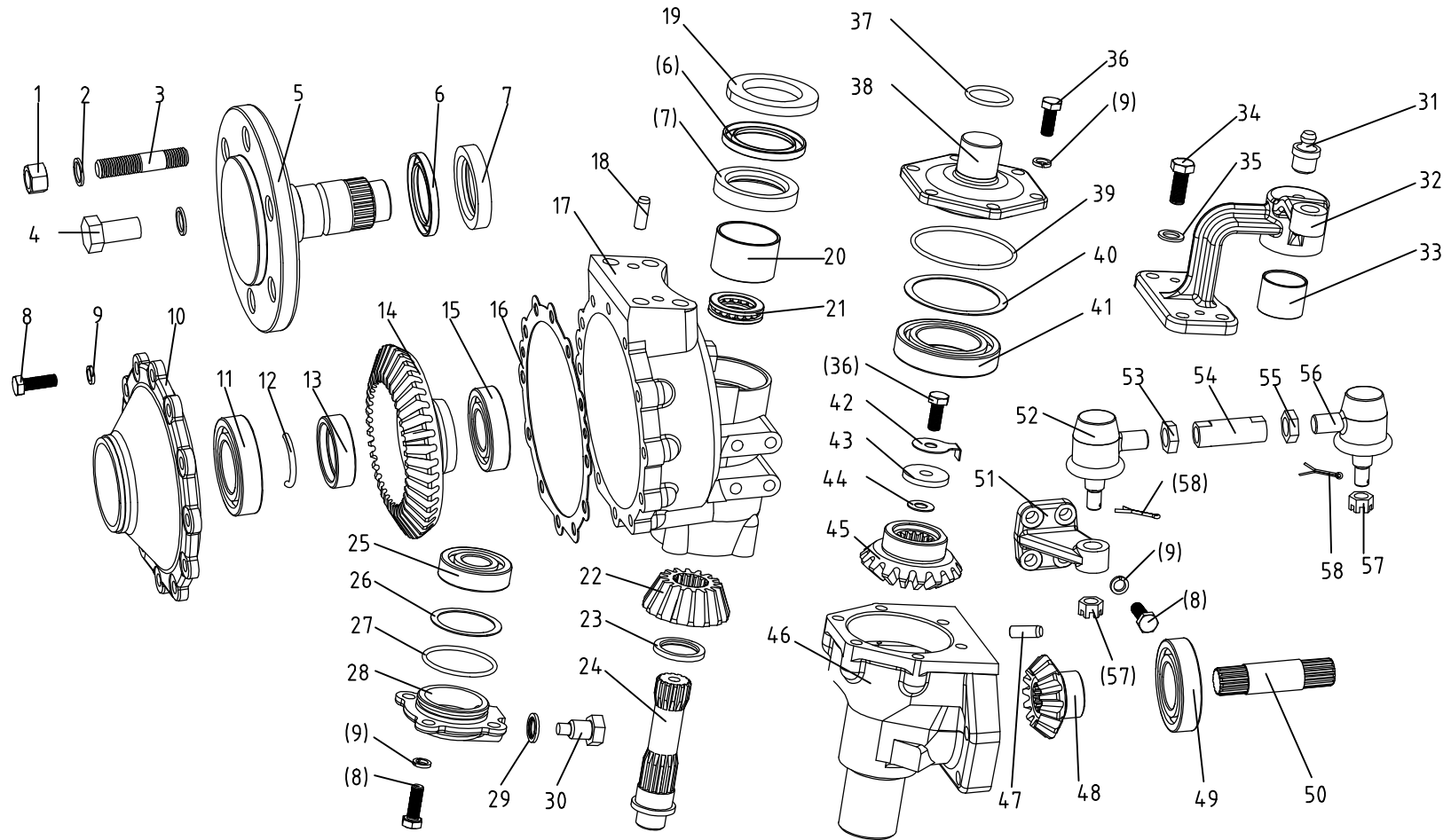
序号 Ser.No.	代号 Part No.	名称及规格	Name & Specifications	数量 Quantity	备注 Remarks
1	GB/T5783-2000-M6×12	螺栓 M6×12	Hex. head bolt M6×12	4	
2	GB/T93-1987-6	垫圈 6	Spring lock washer 6	4	
3	JB/T7940.1-1995-M10×1	油杯 M10×1	Grease cup M10×1	2	
4	304.31.019	前支座端盖组合件	End cover of front pedestal	1	
5	304.31.122	端盖垫片	End cover gasket	1	
6	GB/T6170-2000-M16	螺母 M16	Hex. nut M16	4	
7	GB/T93-1987-16	垫圈 16	Spring lock washer 16	4	
8	304.31.220-2	前支座	Front pedestal	1	
9	GB/T27-1988-M16×65	螺栓 M16×65	Hex. head bolt M16×65	4	
10	304.31.219-1	前支座衬套	Front pedestal bush	1	
11	304.31.123-1	前摆轴垫片	Shims for front swing axle	1组 one set	1组每种各1片 One pcs for each size
12	GB/T3452.1-1992-65×2.65	O型圈 65×2.65	O-ring seal 65×2.65	1	
13	ZB T32003-88-24	碗形塞片 24	Casing cap	1	
14	GB/T5786-2000-M12×1.5×35	螺栓 M12×1.5×35	Hex. head bolt M12×1.5×35	8	
15	GB/T93-1987-12	垫圈 12	Spring lock washer 12	24	
16	304.31.124-2	前摆轴	Front swing axle	1	
17	GB/T3452.1-1992-69×3.55	O型圈 69×3.55	O-ring seal 69×3.55	1	
18	304.31.116-2	主传动壳体	Main drive case	1	
19	200.38.024	放油螺塞总成	Oil drain plug	1	
20	12.37.149	组合密封垫圈	Combined seal washer	3	
21	304.31.125-1	轴承座垫片	Shims for bearing seat	1组 one set	1组每种各2片 Two pcs for each size
22	304.31.022-1	主动锥齿轮总成	Bevel drive pinion assembly	1	
23	304.31.222-2	后支座	Rear pedestal	1	

23 前驱动桥总成(中) Front Wheel Drive Axle (middle)

续表

序号 Ser.No.	代号 Part No.	名称及规格	Name & Specifications	数量 Quantity	备注 Remarks
24	304.31.221-1	后支座衬套	Rear pedestal bush	1	
25	GB3452.1-82-69×2.65	O型圈 69×2.65	O-ring seal 69×2.65	1	
26	304.31.126	后支座盖垫片	Gasket for end cover	1	
27	304.31.127-1	后支座盖	End cover of rear pedestal	1	
28	GB/T93-1987-8	垫圈 8	Spring lock washer 8	4	
29	GB/T5783-2000-M8×25	螺栓 M8×25	Hex. Head bolt M8×25	4	
30	GB/T3452.1-1992-48.7×3.55	O型圈 48.7×3.55	O-ring seal 48.7×3.55	1	
31	304.31.128-1	立轴套管垫片	Gasket for Upright shaft housing	2	
32	GB/T5783-2000-M10×35	螺栓 M10×35	Hex. head bolt M10×35	20	
33	GB/T93-1987-10	垫圈10	Spring lock washer 10	20	
34	304.31.013-1	量油尺合件	Oil dipstick	1	
35	GB/T5783-2000-M12×35	螺栓 M12×35	Hex. head bolt M12×35	16	
36	304.31.233-1	左半轴套管	Left half shaft housing	1	
37	GB/T3452.1-1992-160×3.55	O型圈 160×3.55	O-ring seal 160×3.55	2	
38	304.31.117-1	主传动壳体垫片	Shims for main drive case	2组 two set	1组每种各2片 Two pcs for each size
39	304.31.014A	差速器总成	Differential assembly	1	
40	GB/T119.1-2000-A10×20	销 A10×20	Straight pin A10×20	2	
41	304.31.115-1	右半轴套管	Right half shaft housing	1	
42	GB/T119.1-2000-A10×16	销 A10×16	Straight pin A10×16	2	
43	304.31.118-1	通气螺塞	Vent plug	1	
44	304.31.119-1	通气管	Vent pipe	1	
45	304.31.234	转向油缸座	Power steering cylinder bracket	1	

24 前驱动桥总成(左边减速)
Front Drive Axle(Left Side-Slowdown)



24 前驱动桥总成（左边减速） Front Wheel Drive Axle (Left Side-Slowdown)

序号 Ser.No.	代号 Part No.	名称及规格 Name & Specifications	数量 Quantity	备注 Remarks
1	GB/T6176-2000-M18×1.5	螺母 M18×1.5 Hex. nut M18×1.5	2	
2	GB/T93-1987-18	垫圈 18 Spring lock washer 18	6	
3	304.31.179	螺柱 Double screw bolt	2	
4	GB/T5786-2000-M18×1.5×35	螺栓 M18×1.5×35 hex. head bolt M18×1.5×35	4	
5	304.31.101-2	驱动轴 Drive shaft	1	
6	HG4-692-67-W50×72×7	油封 W50×72×7 Oil-seal W50×72×7	2	
7	HG4-692-67-PD50×72×12	油封 PD50×72×12 Oil-seal PD50×72×12	2	
8	GB/T5783-2000-M10×30	螺栓 M10×30 Hex. head bolt M10×30	20	
9	GB/T93-1987-10	垫圈 10 Spring lock washer 10	26	
10	304.31.104-3	驱动轴盖 Drive shaft cover	1	
11	GB/T276-1994-6209	轴承 6209 Ball bearing 6209	1	
12	304.31.102-2	驱动轴固定圈 Fixing ring of drive shaft	2	
13	304.31.103-2	驱动轴垫圈 Drive shaft sleeve	1	
14	304.31.132-2	末减速被动齿轮 Driven bevel gear of final drive	1	
15	GB/T276-1994-6207	轴承 6207 Ball bearing 6207	1	
16	304.31.105-1	驱动轴盖垫片 Gasket for drive shaft cover	1	
17	304.31.228-4	左边减速壳体 Left final drive housing	1	
18	GB/T119.1-2000-A10×28	销 A10×28 Straight pin A10×28	2	
19	304.30.130	毛毡圈 Felt washer	1	
20	304.31.217-1	边减速壳体衬套 Final drive housing bushing	1	
21	GB/T301-1995-51106	轴承 51106 Thrust ball bearing 51106	1	
22	304.31.131-2	末减速主动齿轮 Driving bevel gear of final drive	1	
23	304.31.140	隔套 Spacer	1	
24	304.31.107-3	立轴 Upright shaft	1	
25	GB/T276-1994-6305	轴承 6305 Ball bearing 6305	1	

24 前驱动桥总成（左边减速） Front Wheel Drive Axle (Left Side-Slowdown)

续表

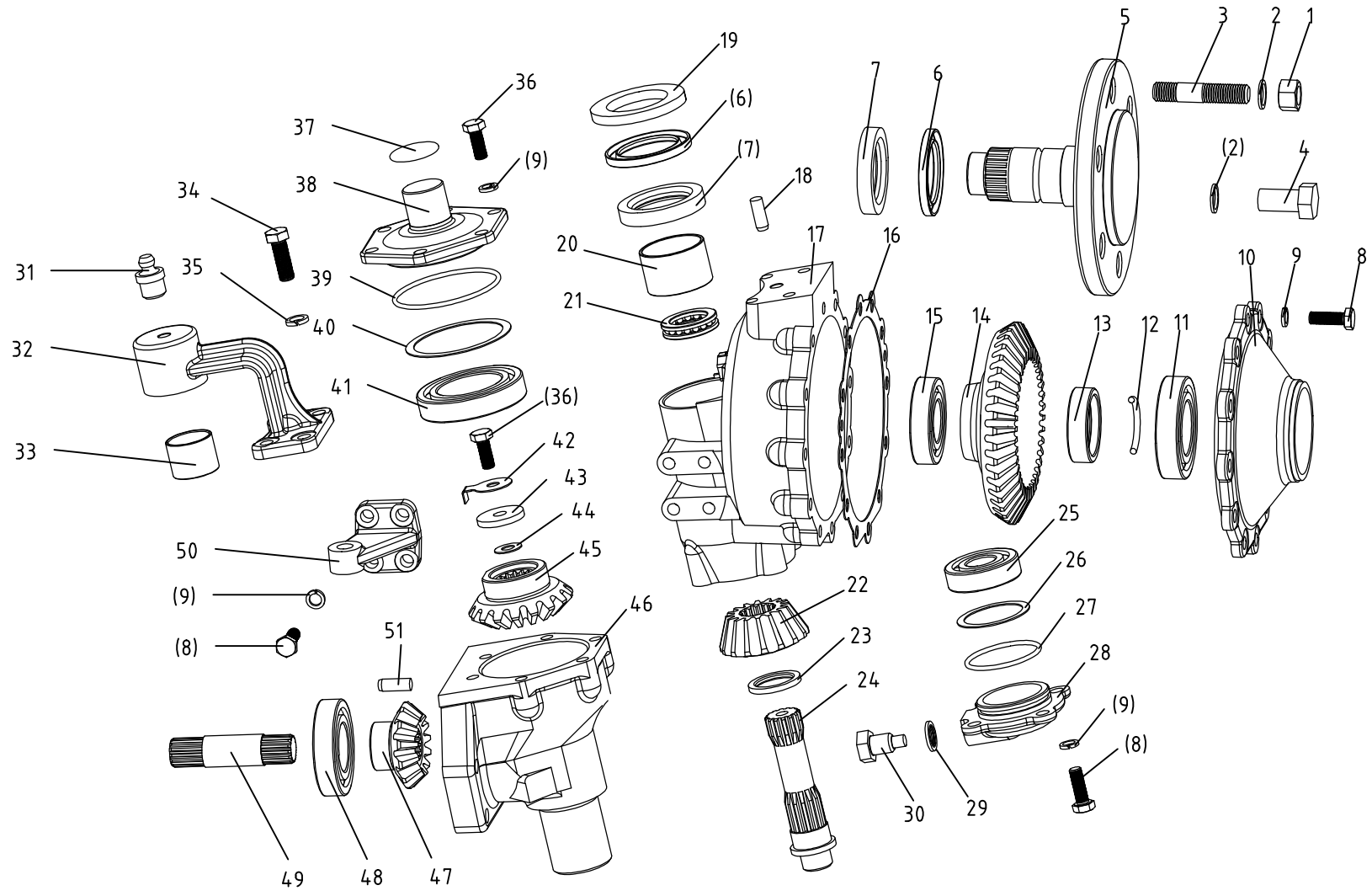
序号 Ser.No.	代号 Part No.	名称及规格 Name & Specifications	数量 Quantity	备注 Remarks
26	304.31.139	末端传动调整垫片 Adjusting shims for final drive	1组 one set	1组每种各2片 Two pcs for each size
27	GB/T3452.1-1992-56×2.65	O形圈 56×2.65 O-ring seal 56×2.65	1	
28	304.31.137-2	下轴承盖 Lower bearing cover	1	
29	12.37.149	组合密封垫圈 Combined seal washer	1	
30	200.38.024	放油螺塞总成 Oil drain plug	1	
31	JB7940.1-1995-M10×1	油杯 M10×1 Grease cup M10×1	1	
32	304.31.201-3	左转向臂 Left steering arm	1	
33	304.31.202-1	联接转向臂衬套 Steering arm bushing	1	
34	GB/T5783-2000-M12×40	螺栓 M12×40 Hex. head bolt M12×40	4	
35	GB/T93-1987-12	垫圈 12 Spring lock washer 12	4	
36	GB/T5783-2000-M10×25	螺栓 M10×25 Hex. head bolt M10×25	7	
37	GB/T3452.1-1992-34.5×2.65	O型圈 34.5×2.65 O-ring seal 34.5×2.65	1	
38	304.31.111-3	上轴承盖 Upper bearing cover	1	
39	GB/T3452.1-1992-85×2.65	O形圈 85×2.65 O-ring seal 85×2.65	1	
40	304.31.133	中间传动调整垫片 Adjusting shims for the first drive	1组 one set	1组每种各2片 Two pcs for each size
41	GB/T276-1994-6011	轴承 6011 Ball bearing 6011	1	
42	304.31.138	锁紧垫片 Lock washer	1	
43	304.31.110-1	立轴挡圈 Blocking ring of upright shaft	1	
44	304.31.112-2	调整垫片 Adjusting shims	1组 one set	1组每种各2片 Two pcs for each size
45	304.31.113-1	中间传动被动齿轮 Driven bevel gear of the first drive	1	
46	304.31.108-3	立轴套管 Upright shaft housing	1	

24 前驱动桥总成（左边减速） Front Wheel Drive Axle (Left Side-Slowdown)

续表

序号 Ser.No.	代号 Part No.	名称及规格 Name & Specifications	数量 Quantity	备注 Remarks
47	GB/T119.1-2000-A10×20	销 A10×20 Straight pin A10×20	1	
48	304.31.129-1	中间传动主动齿轮 Driving bevel gear of the first driv	1	
49	GB/T276-1994-6208	轴承 6208 Ball bearing 6208	1	
50	304.31.114-2	半轴 Half shaft	1	
51	404B.31.110	左梯形臂 Left steering trapezoid arm	1	
52	450.31.024-1	拉杆接头总成(左) Linkage ball joint (Left)	1	
53	GB/T6173-2000-M18×1.5-Left	螺母 M18×1.5-左 Hex.thin nut M18×1.5-Left	1	
54	404B.31.105	横拉杆 Steering tie rod	1	
55	GB/T6173-2000-M18×1.5	螺母 M18×1.5 Hex.thin nut M18×1.5	1	
56	450.31.026-1	拉杆接头总成(右) Linkage ball joint (Right)	1	
57	GB/T6181-1986-M14	螺母 M14 Hex. thin slotted nut M14	2	
58	GB/T91-2000-3.2×22	销 3.2×22 Split pin 3.2×22	2	

25 前驱动桥总成(右边减速) Front Drive Axle(Right Side-Slowdown)



25 前驱动桥总成（右边减速） Front Wheel Drive Axle (Right side-Slowdown)

序号 Ser.No.	代号 Part No.	名称及规格	Name & Specifications	数量 Quantity	备注 Remarks
1	GB/T6176-2000-M18×1.5	螺母 M18×1.5	Hex. nut M18×1.5	2	
2	GB/T93-1987-18	垫圈 18	Spring lock washer 18	6	
3	304.31.179	螺柱	Double screw bolt	2	
4	GB/T5786-2000-M18×1.5×35	螺栓 M18×1.5×35	hex. head bolt M18×1.5×35	4	
5	304.31.101-2	驱动轴	Drive shaft	1	
6	HG4-692-67-W50×72×7	油封 W50×72×7	Oil-seal W50×72×7	2	
7	HG4-692-67-PD50×72×12	油封 PD50×72×12	Oil-seal PD50×72×12	2	
8	GB/T5783-2000-M10×30	螺栓 M10×30	Hex. head bolt M10×30	20	
9	GB/T93-1987-10	垫圈 10	Spring lock washer 10	26	
10	304.31.104-3	驱动轴盖	Drive shaft cover	1	
11	GB/T276-1994-6209	轴承 6209	Ball bearing 6209	1	
12	304.31.102-2	驱动轴固定圈	Fixing ring of drive shaft	2	
13	304.31.103-2	驱动轴垫圈	Drive shaft sleeve	1	
14	304.31.132-2	末减速被动齿轮	Driven bevel gear of final drive	1	
15	GB/T276-1994-6207	轴承 6207	Ball bearing 6207	1	
16	304.31.105-1	驱动轴盖垫片	Gasket for drive shaft cover	1	
17	304.31.216-4	右边减速壳体	Right final drive housing	1	
18	GB/T119.1-2000-A10×28	销 A10×28	Straight pin A10×28	2	
19	304.30.130	毛毡圈	Felt washer	1	
20	304.31.217-1	边减速壳体衬套	Final drive housing bushing	1	
21	GB/T301-1995-51106	轴承 51106	Thrust ball bearing 51106	1	
22	304.31.131-2	末减速主动齿轮	Driving bevel gear of final drive	1	
23	304.31.140	隔套	Spacer	1	
24	304.31.107-3	立轴	Upright shaft	1	
25	GB/T276-1994-6305	轴承 6305	Ball bearing 6305	1	

25 前驱动桥总成（右边减速） Front Wheel Drive Axle (Right side-Slowdown)

续表

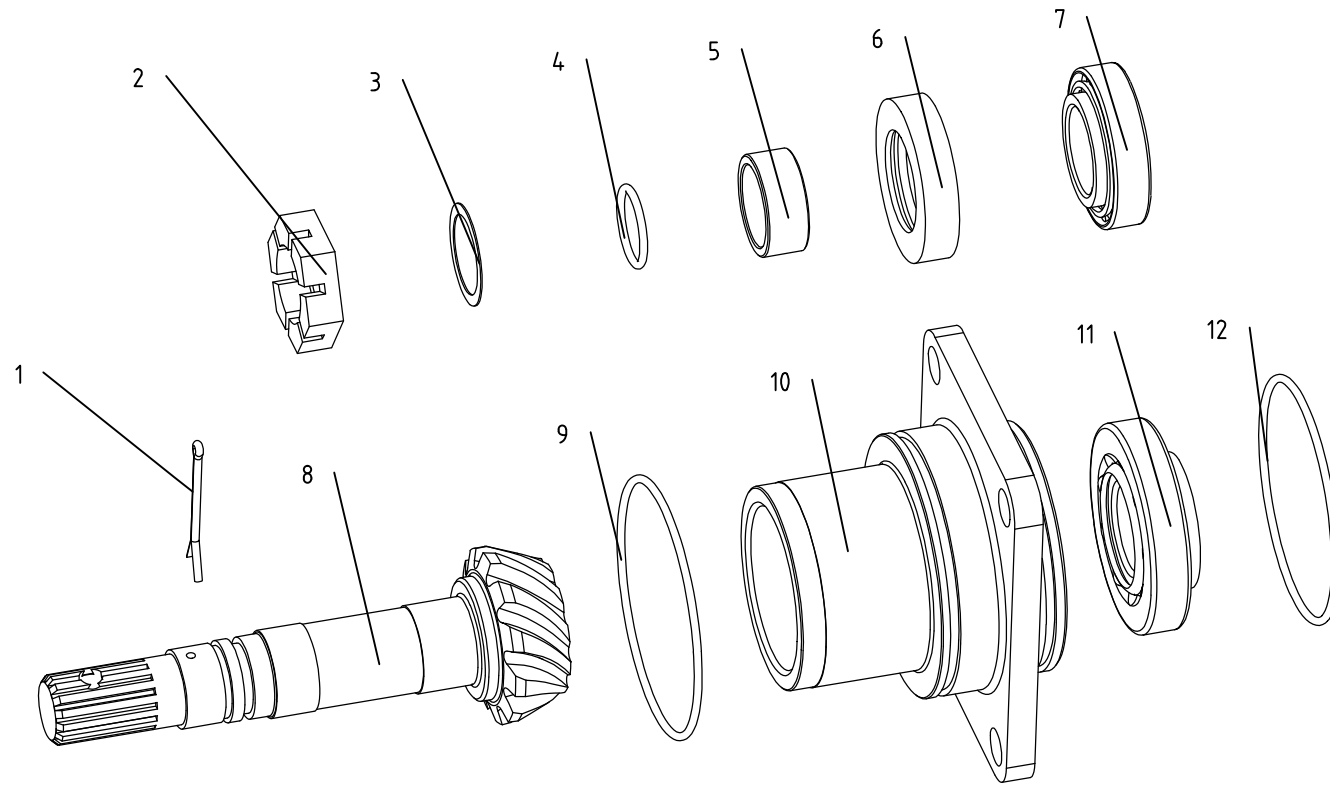
序号 Ser.No.	代号 Part No.	名称及规格	Name & Specifications	数量 Quantity	备注 Remarks
26	304.31.139	末端传动调整垫片	Adjusting shims for final drive	1组 one set	1组每种各2片 Two pcs for each size
27	GB/T3452.1-1992-56×2.65	O形圈 56×2.65	O-ring seal 56×2.65	1	
28	304.31.137-2	下轴承盖	Lower bearing cover	1	
29	12.37.149	组合密封垫圈	Combined seal washer	1	
30	200.38.024	放油螺塞总成	Oil drain plug	1	
31	JB/T7940.1-1995-M10×1	油杯 M10×1	Grease cup M10×1	1	
32	304.31.215-2	右联接臂	Right linking arm	1	
33	304.31.202-1	联接转向臂衬套	Steering arm bushing	1	
34	GB/T5783-2000-M12×35	螺栓 M12×35	Hex. head bolt M12×35	4	
35	GB/T93-1987-12	垫圈 12	Spring lock washer 12	4	
36	GB/T5783-2000-M10×25	螺栓 M10×25	Hex. head bolt M10×25	7	
37	GB/T3452.1-1992-34.5×2.65	O型圈 34.5×2.65	O-ring seal 34.5×2.65	1	
38	304.31.111-3	上轴承盖	Upper bearing cover	1	
39	GB/T3452.1-1992-85×2.65	O形圈 85×2.65	O-ring seal 85×2.65	1	
40	304.31.133	中间传动调整垫片	Adjusting shims for the first drive	1组 one set	1组每种各2片 Two pcs for each size
41	GB/T276-1994-6011	轴承 6011	Ball bearing 6011	1	
42	304.31.138	锁紧垫片	Lock washer	1	
43	304.31.110-1	立轴挡圈	Blocking ring of upright shaft	1	
44	304.31.112-2	调整垫片	Adjusting shims	1组 one set	1组每种各2片 Two pcs for each size
45	304.31.113-1	中间传动被动齿轮	Driven bevel gear of the first drive	1	
46	304.31.108-3	立轴套管	Upright shaft housing	1	

25 前驱动桥总成（右边减速） **Front Wheel Drive Axle (Right side-Slowdown)**

续表

序号 Ser.No.	代号 Part No.	名称及规格	Name & Specifications	数量 Quantity	备注 Remarks
47	304.31.129-1	中间传动主动齿轮	Driving bevel gear of the first drive	1	
48	GB/T276-1992-6208	轴承 6208	Ball bearing 6208	1	
49	304.31.114-2	半轴	Half shaft	1	
50	404B.31.111	右梯形臂	Right steering trapezoid arm	1	
51	GB/T119.1-2000-A10×28	销 A10×20	Straight pin A10×20	2	
	304.31.001-4	前驱动桥总成	Front wheel drive axle assembly	1	Middle+left+ right sid-slowdown

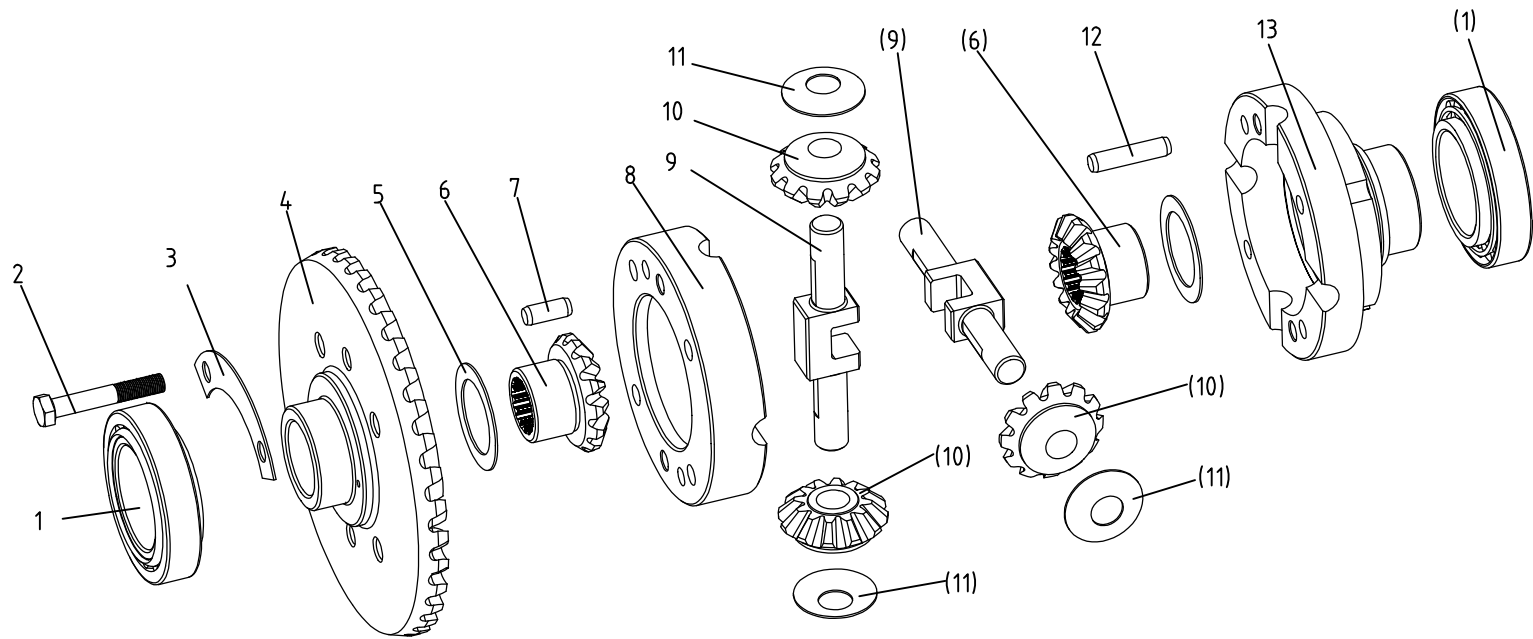
26 前驱动桥总成 (304.31.022-1 部件)
Front Drive Axle (304.31.022-1 Assembly)



26 前驱动桥总成 (304.31.022-1 部件) Front Wheel Drive Axle (304.31.022-1 Assembly)

序号 Ser.No.	代号 Part No.	名称及规格	Name & Specifications	数量 Quantity	备注 Remarks
1	GB/T91-2000-3.2×50	销 3.2×50	Split pin 3.2×50	1	
2	304.31.223-1	槽形螺母	Castle nut	1	
3	304.31.224-1	调整垫片	Adjusting shims	1组 one set	1组每种各1片 one pcs for each size
4	GB/T3452.1-1992-23.6×2.65	O形圈 23.6×2.65	O-ring seal 23.6×2.65	1	
5	304.31.225-1	主动锥齿轮油封座圈	Oil-seal seat	1	
6	HG4-692-67-SD35×56×12	油封 SD35×56×12	Oil-seal SD35×56×12	1	
7	GB/T297-1994-32006	轴承 32006	Taper roller bearing 32006	1	
8	304.31.227	主动圆锥齿轮	Bevel drive pinion	1	
9	GB/T3452.1-1992-85×2.65	O形圈 85×2.65	O-ring seal 85×2.65	1	
10	304.31.226	主动锥齿轮轴承座	Bearing seat	1	
11	GB/T297-1994-31306	轴承 31306	Taper roller bearing 31306	1	
12	GB/T3452.1-1992-80×2.65	O形圈 80×2.65	O-ring seal 80×2.65	1	
	304.31.022-1	主动锥齿轮总成	Bevel drive pinion assembly	1	No. 1-12

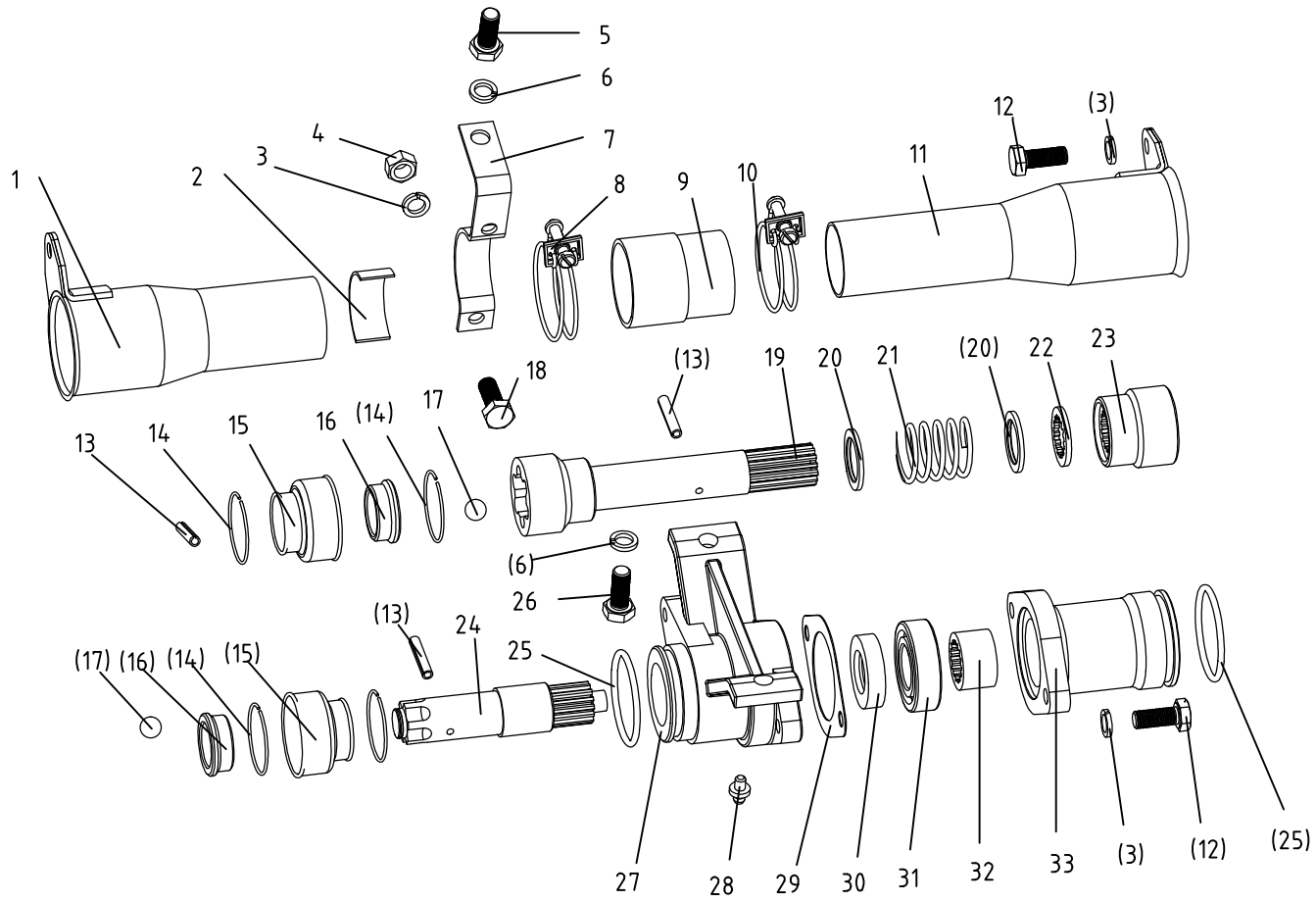
27 前驱动桥总成(304.31.014A部件)
Front Drive Wheel Axle(304.31.014Assembly)



27 前驱动桥总成（304.31.014A 部件） Front Wheel Drive Axle (304.31.014A Assembly)

序号 Ser.No.	代号 Part No.	名称及规格	Name & Specifications	数量 Quantity	备注 Remarks
1	GB/T297-1994-32009	轴承 32009	Taper roller bearing 32009	2	
2	GB/T5782-2000-M8×50	螺栓 M8×50	Hex. head bolt M8×50	4	
3	304.31.206	被动圆锥齿轮锁紧片	Lock washer for crown gear	2	
4	304.31.207	被动圆锥齿轮	Crown gear	1	
5	304.31.210A	半轴齿轮垫圈	Half shaft gear washer	2	
6	304.31.211A	差速器半轴齿轮	Half shaft gear	2	
7	GB/T119.1-2000-A8×20	销 A8×20	Straight pin A8×20	2	
8	304.31.235	左差速器壳体	Left differential housing	1	
9	304.31.208A	行星齿轮轴	Planet gear shaft	2	
10	304.31.205A	差速器行星齿轮	Planet gear	2	
11	304.31.209A	行星齿轮垫圈	Planet gear washer	2	
12	GB/T119.1-2000-A8×35	销 A8×35	Straight pin A8×35	2	
13	304.31.236	右差速器壳体	Right differential housing	1	
	304.31.014A	差速器总成	Differential assembly	1	No. 1-13

28 传动轴总成 Transmission Shaft



28 传动轴总成 Transmission shaft

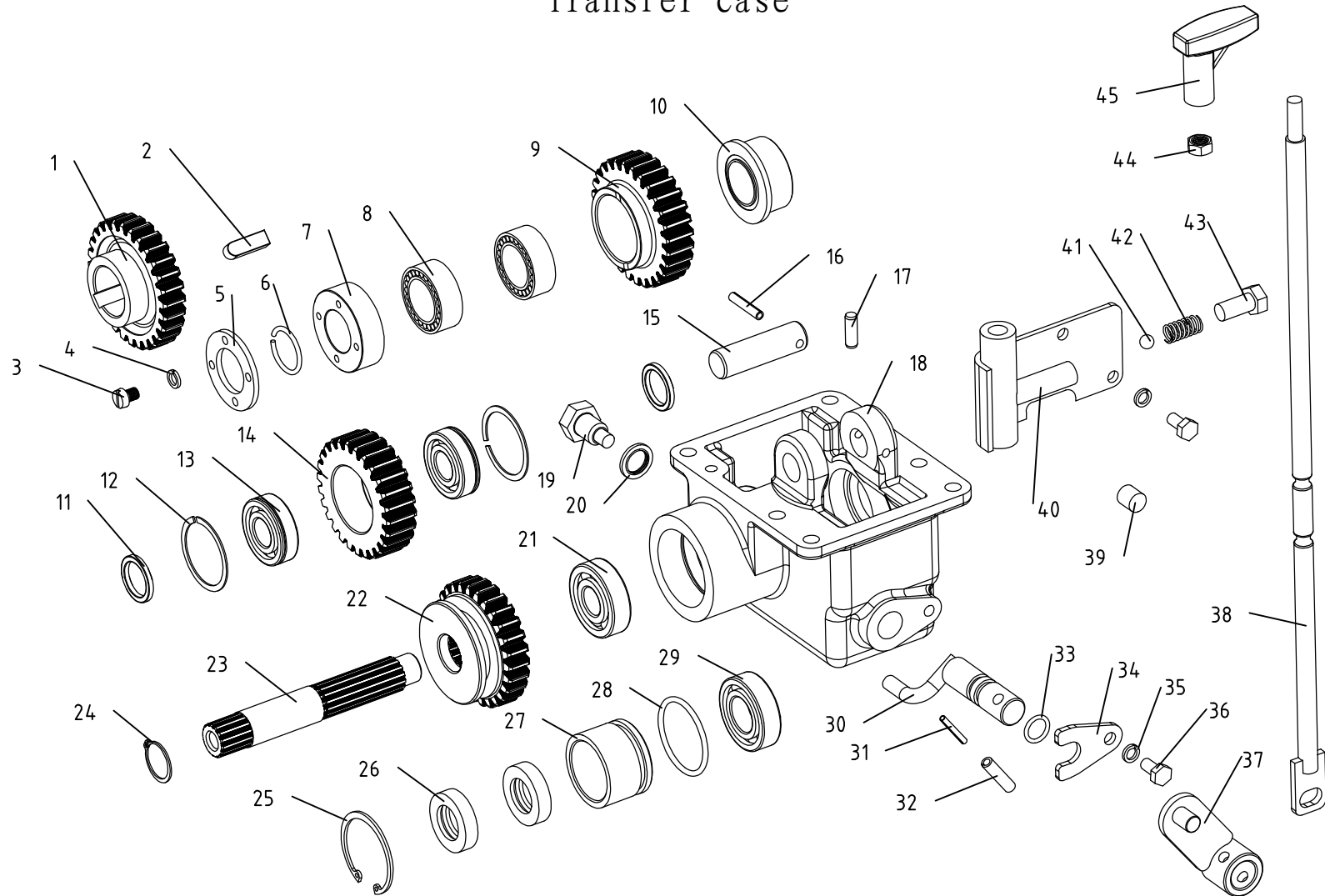
序号 Ser.No.	代号 Part No.	名称及规格 Name & Specifications	数量 Quantity	备注 Remarks
1	404G2.36.012	前套管焊合件 Front housing	1	
2	304.36.114	橡胶垫 Rubber pad	1	
3	GB/T93-1987-8	垫圈 8 Spring lock washer 8	4	
4	GB/T6170-2000-M8	螺母 M8 Hex. nut M8	2	
5	GB/T5783-2000-M10×20	螺栓 M10×20 Hex. head bolt M10×20	2	
6	GB/T93-1987-10	垫圈 10 Spring lock washer 10	4	
7	254D.36.104	套管吊环 Sleeve ring	2	
8	304.36.014- φ 53	环箍 φ 53总成 Hoop φ 53	1	
9	304.36.103	密封套 Seal sleeve	1	
10	304.36.015- φ 48	环箍 φ 48总成 Hoop φ 48	1	
11	354G2.36.012	后套管焊合件 Rear housing	1	
12	GB/T5783-2000-M8×25	螺栓 M8×25 Hex. head bolt M8×25	3	
13	GB/T879.1-2000-4×30	销 4×30 Slotted spring pin 4×30	3	
14	GB3081-82-I-1.4	热镀锌钢丝I-1.4 Steel wire I-1.4	按需 need	
15	304.36.108	橡胶护罩 Rubber cover	2	
16	304.36.101	支承套 Support sleeve	2	
17	GB/T308-2002-9	钢球 9 Steel ball 9	12	
18	GB/T5783-2000-M8×20	螺栓 M8×20 Hex. head bolt M8×20	3	
19	404G2.36.011	传动轴焊合件 Transmission shaft	1	
20	304.36.104	挡圈 (二) Blocking ring (2)	2	
21	304.36.105	弹簧 Spring	1	
22	304.36.106	密封挡圈 Seal blocking ring	1	
23	304.36.107	后球形连接套 Rear connecting-sleeve	1	
24	304G2.36.102	后中轴 Rear mid-shaft	1	
25	GB/T3452.1-1992-48.7×3.55	O型圈 48.7×3.55 O-ring seal 48.7×3.55	2	

28 传动轴总成 Transmission shaft

续表

序号 Ser.No.	代号 Part No.	名称及规格 Name & Specifications	数量 Quantity	备注 Remarks
26	GB/T5783-2000-M10×25	螺栓 M10×25 Hex. head bolt M10×25	2	
27	304.36.109	中轴座 Mid-shaft seat	1	
28	JB/T7940.1-1995-M10×1	油杯 M10×1 Grease cup M10×1	1	
29	304.36.110	纸垫 Paper gasket	1	
30	HG4-692-67-PG25×42×10	油封 PG25×42×10 Oil seal PG25×42×10	1	
31	GB/T276-1994-6205-Z	轴承6205-Z Ball bearing with shields 6205-Z	1	
32	304.36.113	接合套 Connecting sleeve	1	
33	304.36.111	中轴套管 Mid-shaft housing	1	

29 分动箱总成 Transfer case



29 分动箱总成 Transfer Case

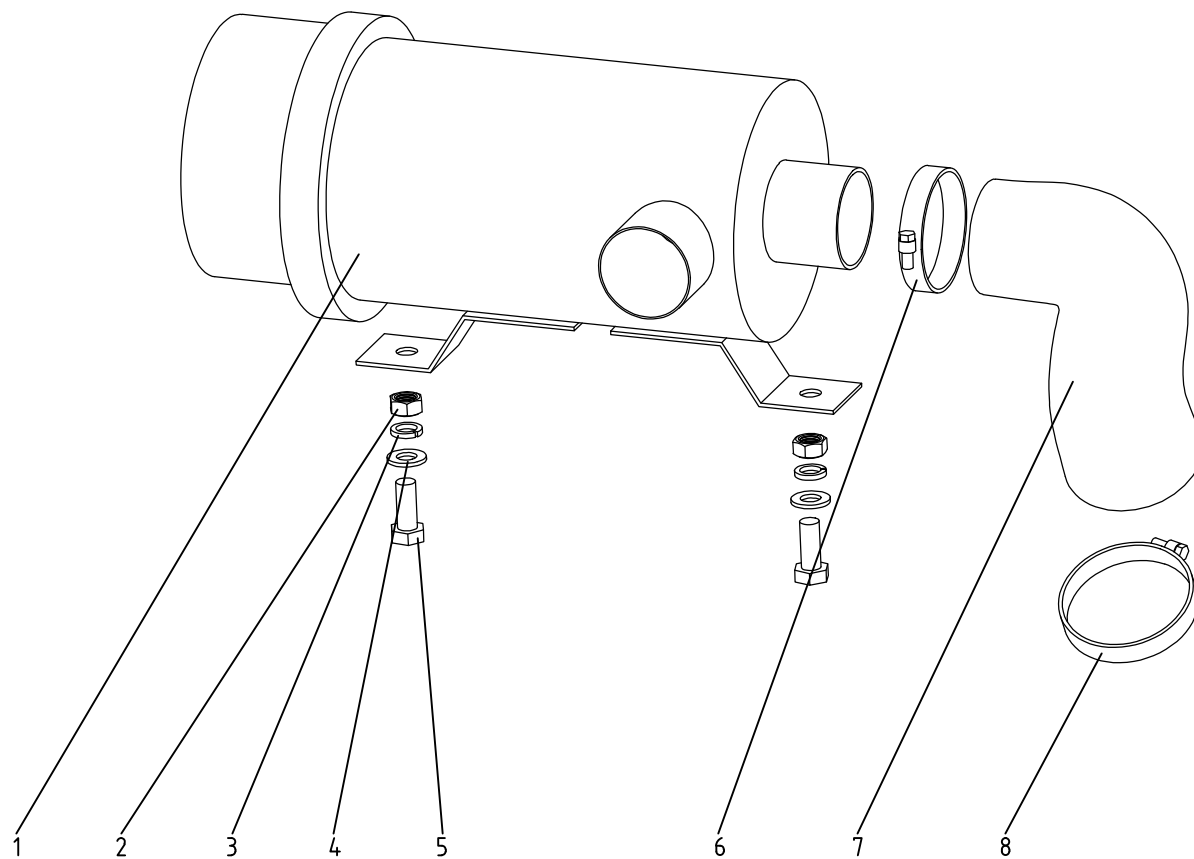
序号 Ser.No.	代号 Part No.	名称及规格 Name & Specifications	数量 Quantity	备注 Remarks
1	304.42.101	中央传动分动齿轮 Power Transfer gear	1	
2	GB/T1096-2003-C10×32	键 C10×32 Flat key C10×32	1	
3	GB/T65-2000-M5×16	螺钉M5×16 Cheese head screw M5×16	4	
4	GB/T93-1987-5	垫圈 5 Spring lock washer 5	4	
5	304.42.133-1	限位板 Locating plate	1	
6	GB/T895.1-1986-30	挡圈 30 Circlip for shaft 30	1	
7	304.42.104-1	前隔套 Front spacer	1	
8	GB5801-86-4524906	轴承 4524906 Needle bearing 4524906	2	
9	304.42.105	分动上过轮 Upper idler	1	
10	304.42.103	后隔套 Rear spacer	1	
11	304.42.116	隔圈 Spacer	2	
12	GB/T305-1998-52/57.9	止动环 52/57.9 Locating snap ring 52/57.9	2	
13	GB/T276-1994-50205	轴承 50205 Ball bearing with snap ring groove 50205	2	
14	304.42.117	分动下过轮 Lower idler	1	
15	304.42.118	小轴 Lower idler shaft	1	
16	GB/T879.2-2000-6×50	销 6×50 Slotted spring pin 6×50	1	
17	GB/T119.1-2000-A8×30	销 A8×30 Straight pin A8×30	2	
18	304.42.109-1	分动箱体 Transfer case housing	1	
19	12.37.149	组合密封垫圈 Combined seal washer	1	
20	200.38.024	放油螺塞总成 Oil drain plug	1	
21	GB/T276-1994-6205	轴承 6205 Ball bearing 6205	1	
22	304.42.106-1	分动箱齿轮 Sliding gear	1	
23	304.42.107	分动箱轴 Transfer case shaft	1	
24	GB/T895.2-1986-24	挡圈 24 Circlip for shaft 24	1	
25	GB/T893.1-1986-55	挡圈 55 Circlip for hole 55	1	

29 分动箱总成 Transfer Case

续表

序号 Ser.No.	代号 Part No.	名称及规格	Name & Specifications	数量 Quantity	备注 Remarks
26	HG4-692-67-PG25×42×10	油封 PG25×42×10	Oil seal PG25×42×10	2	
27	304.42.108	油封座	Oil seal seat	1	
28	GB/T3452.1-1992-45×3.55	O形圈 45×3.55	O-ring seal 45×3.55	1	
29	GB/T276-1994-6205	轴承6205	Ball bearing 6205	1	
30	304.42.012-1	拨杆焊合件	Shift peg	1	
31	GB/T879.2-2000-5×32	销 5×32	Slotted spring pin 5×32	1	
32	GB/T879.2-2000-8×32	销 8×32	Slotted spring pin 8×32	1	
33	GB/T3452.1-1992-15×2.65	O形圈 15×2.65	O-ring seal 15×2.65	1	
34	304.42.111	定位板	Locating plate	1	
35	GB/T93-1987-8	垫圈 8	Spring lock washer 8	3	
36	GB/T5783-2000-M8×16	螺栓 M8×16	Hex. head bolt M8×16	3	
37	404G2-6.42.011	摇臂焊合件	Rocker arm	1	
38	304G2-6.42.013	推杆焊合件	Push rod	1	
39	304G2-6.42.101	插销	Bolt bar	1	
40	404G2-6.42.012	限位套焊合件	Stop collar	1	
41	GB/T308-2002-9.5	钢球9.5	Lock ball 9.5	1	
42	200.37.027-1	拨叉定位弹簧	Compression spring	1	
43	GB/T5783-2000-M12×25	螺栓 M12×25	Hex. head bolt M12×25	1	
44	GB/T6170-2000-M12	螺母M12	Hex. nut M12	1	
45	804.42.017	拉压手柄合件	Control handle	1	

30 空滤器总成
Air Filter

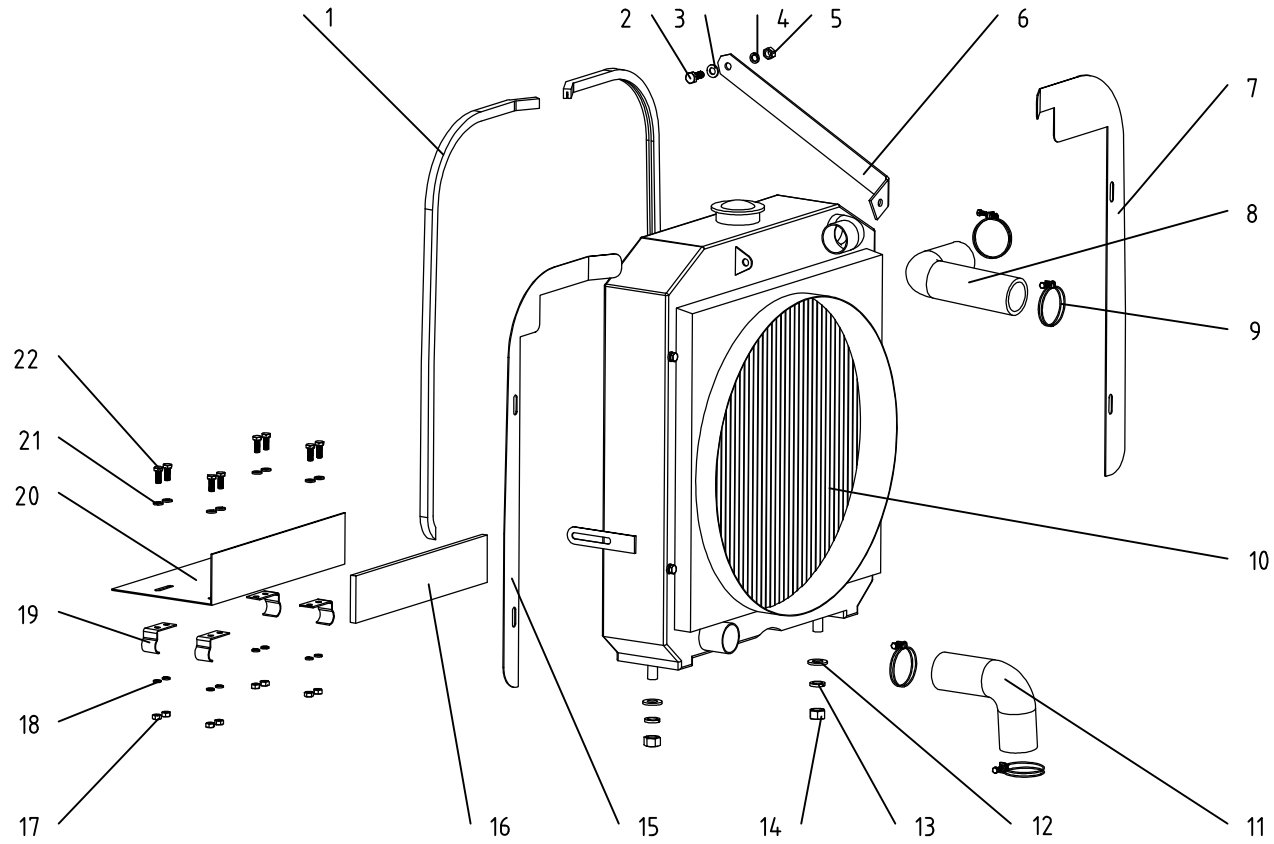


30 空滤器总成

Air Filter

序号 Ser.No.	代号 Part No.	名称及规格	Name & Specifications	数量 Quantity	备注 Remarks
1	404G2-6E.10.101	空气滤清器	Air Filter	1	
2	GB/T 6170-2000-M10	螺母M10	Hex .nut M10	2	
3	GB/T 93-1987-10	垫圈10	Spring Lock washer10	2	
4	GB97.1-2002-10	垫圈10	Plain washer 10	2	
5	GB5783-2000-M10×25	螺栓M10×25	Hex.head bolt M10×25	2	
6	JB/T8870-1999- (51-70)	喉箍 (51-70)	Clip (51-70)	1	
7	404G2-6E.10.102	进气管	Air pipe	1	
8	JB/T8870-1999- (64-76)	喉箍(64-76)	Clip(64-76)	1	

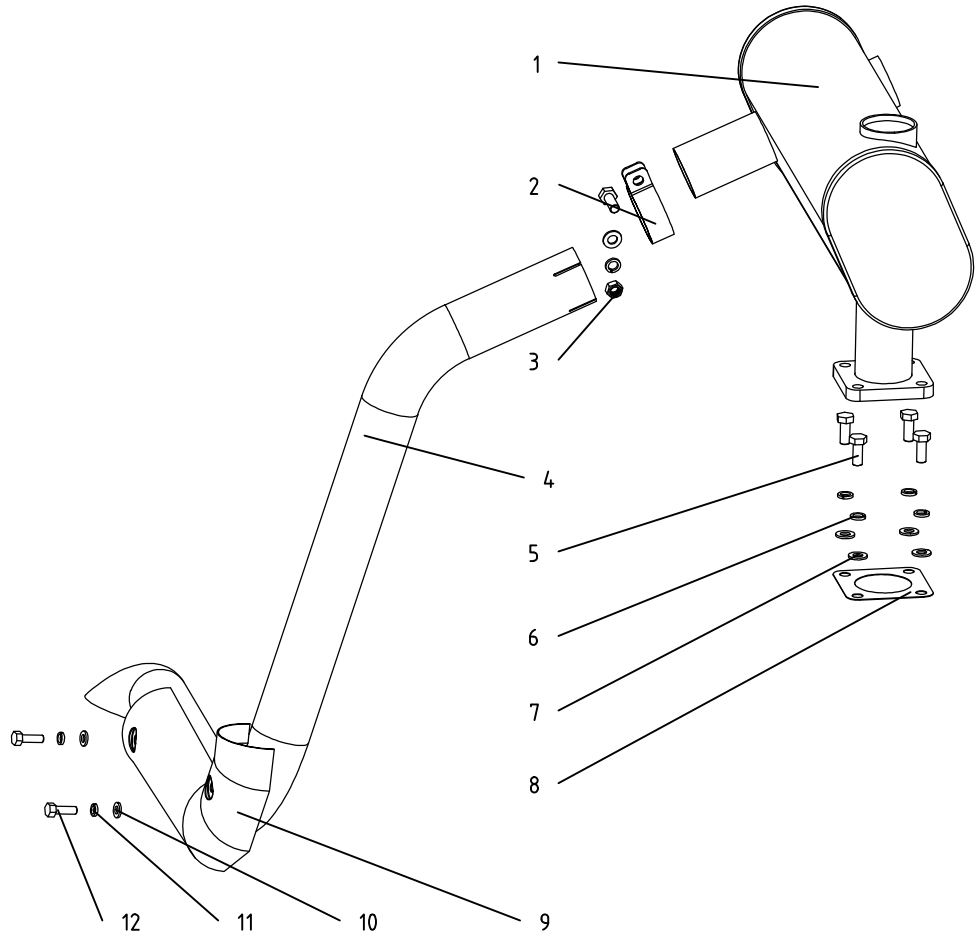
31 散热器总成
Radiator



31 散热器总成 Radiator

序号 Ser.No.	代号 Part No.	名称及规格	Name & Specifications	数量 Quantity	备注 Remarks
1	550-1.51.101	密封条	Airproof piece	按需	
2	GB/T5783-2000-M8×20	螺栓 M8×20	Hex.head bolt M8×20	1	
3	GB/T97.1-2002-8	垫圈 8	Plain washer 8	1	
4	GB/T93-1987-8	垫圈 8	Spring lock washer 8	1	
5	GB/T6170-2000-M8	螺母 M8	Hex. nut M8	1	
6	404G2-6E.13.101	水箱撑杆	Supporting rod, radiator	1	
7	404G2-6E.13.104	水箱右隔风板	Right shield board, radiator	1	
8	304G2-6E.13.101	上输水管	Upper water hose	1	
9	JB/T8870-1999-(35-51)	喉箍(35-51)	Hose clamp 2A (35-51)	4	
10	404G2-6E.13.011	散热器部件	Radiator	1	
11	404G2-6E.13.102	下输水管	Lower water pipe hose	1	
12	GB/T97.1-2002-12	垫圈 12	Plain washer 12	2	
13	GB/T93-1987-12	垫圈 12	Spring lock washer 12	2	
14	GB/T6170-2000-M12	螺母 M12	Hex. nut M12	2	
15	404G2-6E.13.103	水箱左隔风板	Left shield board, radiator	1	
16	304G2-6E.13.103	橡胶板	rubber pad	1	
17	GB/T6170-2000-M6	螺母 M6	Hex. nut M6	8	
18	GB/T93-1987-6	垫圈 6	Spring lock washer 6	8	
19	304G2-6E.13.105	弹簧片	Spring piece	4	
20	304G2-6E.13.108	水箱下挡风板	Down shield board, radiator	1	
21	GB/T96.1-2002-M6	垫圈 M6	Plain washer 6	8	
22	GB/T5783-2000-M6×16	螺栓 M6×16	Hex.head bolt M6×16	8	

32 排气管总成
Exhaust pipe

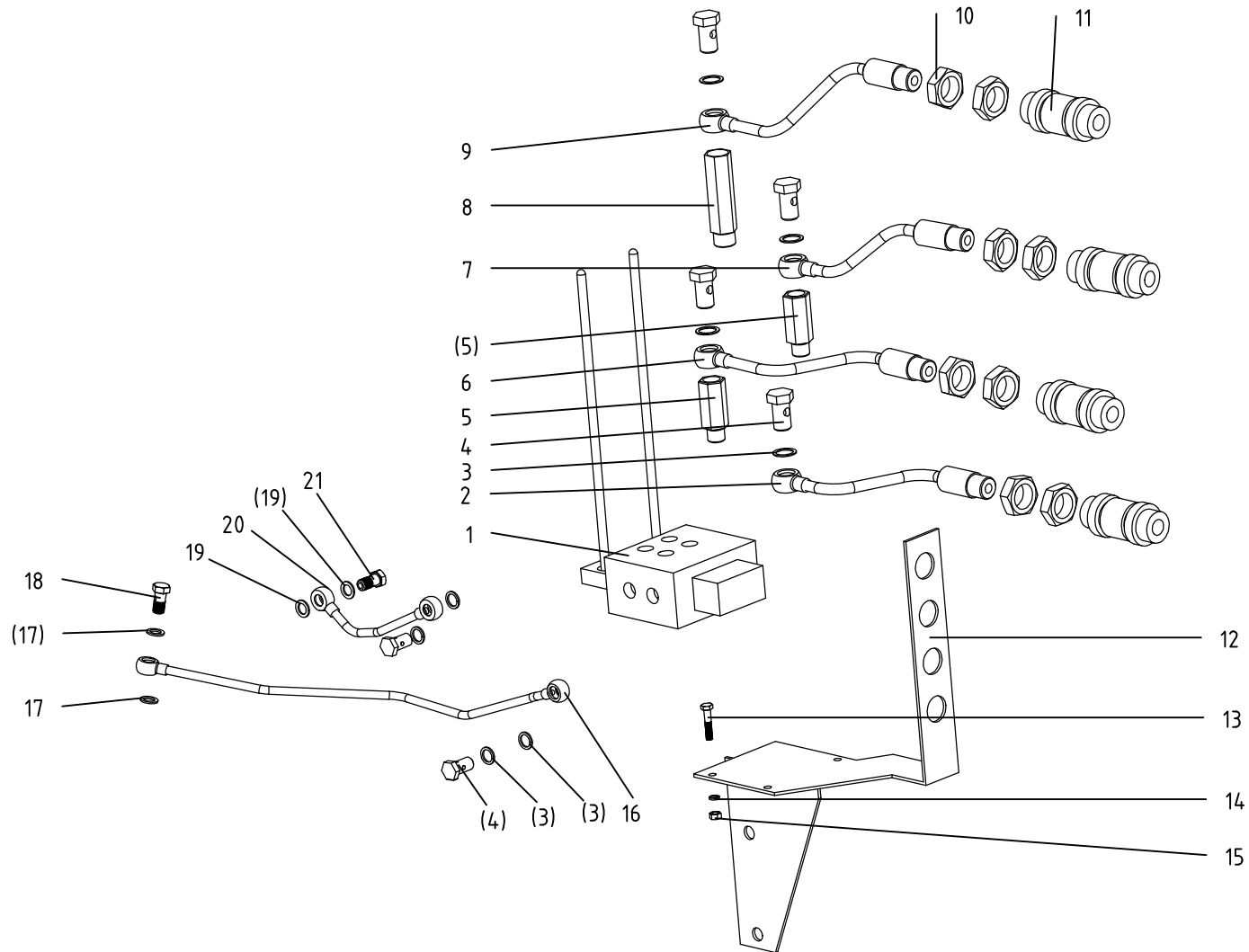


32 排气管总成

Exhaust pipe

序号 Ser.No.	代号 Part No.	名称及规格	Name & Specifications	数量 Quantity	备注 Remarks
1	304G2-6E.22.011	消声器合件	Dissipative muffler	1	
2	304G2-6E.22.101	抱箍	Clip	1	
3	GB/T6170-2000-M8	螺母M8	Hex .nut M8	1	
4	404G2-6E.22.012	排气弯管焊合件	Exhaust pipe	1	
5	GB/T5783-2000-M8×25	螺栓M8×25	Hex.head bolt M8×25	5	
6	GB/T93-1987-8	垫圈8	Spring Lock washer 8	5	
7	GB/T97.1-2002-8	垫圈8	Plain washer 8	5	
8	304G2-6E.22.102	排气管纸垫	Paper gasket	1	
9	404G2-6E.22.103	排气弯管护罩	Exhaust pipe cover	1	
10	GB/T97.1-2002-6	垫圈6	Plain washer 6	2	
11	GB/T93-1987-6	垫圈6	Spring Lock washer 6	2	
12	GB/T5783-2000-M6×12	螺栓M6×12	Hex.head bolt M8×25	2	

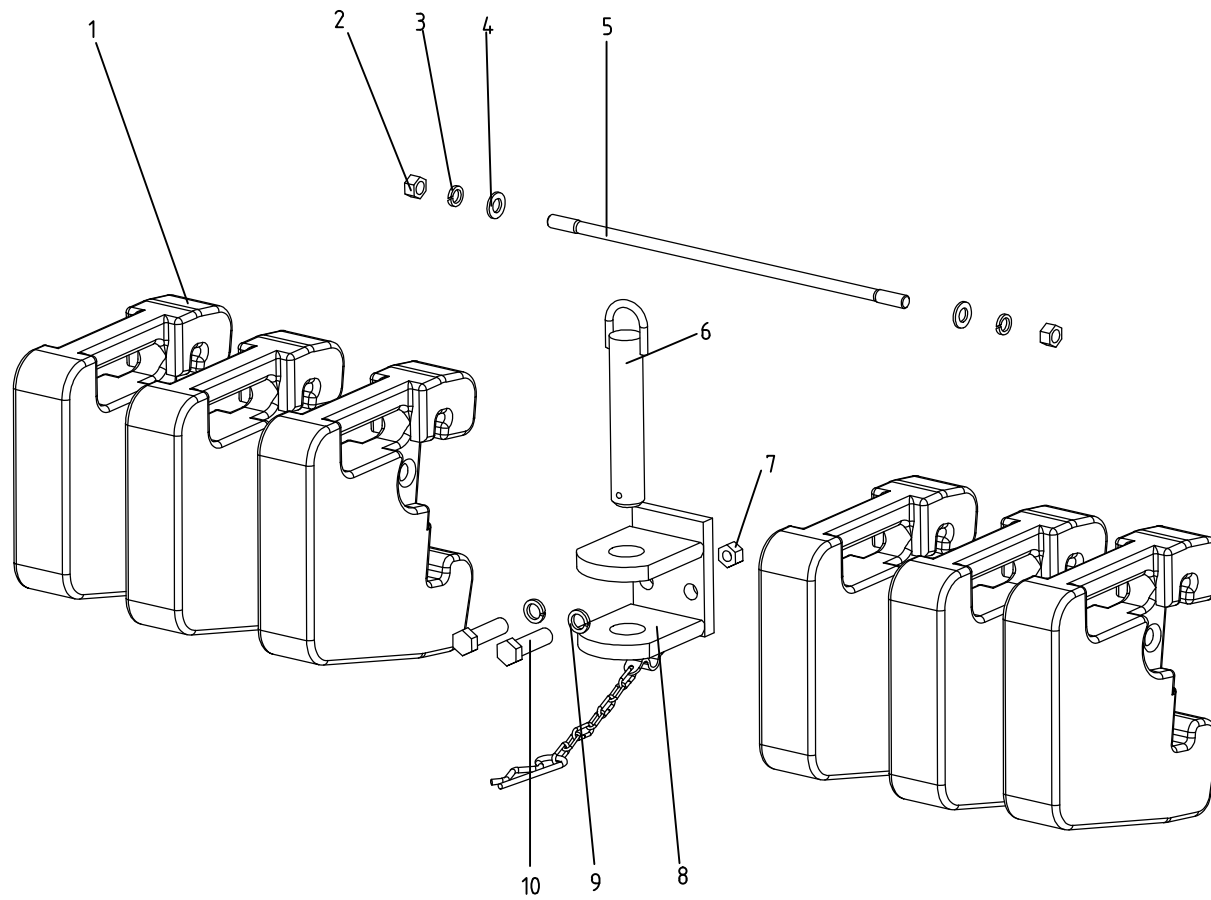
33 多路阀液压输出系统总成 Sandwich Multirole Control Valve



33 多路阀液压输出系统总成 Sandwich Multiole Control Valve

序号 Ser.No.	代号 Part No.	名称及规格 Name & Specifications	数量 Quantity	备注 Remarks
1	ZD-L10E-W-00-1	多路换向阀 Sandwich Multiole Control Valve	1	
2	304G2-6.61.025	多路阀出油管焊合件 (二) Out-let pipe (2)	1	
3	354.61.102	垫圈 Spring washer	13	
4	354.61.101	铰接螺栓 Hex. head bolt	5	
5	254-1.61.101	多路阀进油管接头 Inlet pipe connect	2	
6	304G2-6.61.023	多路阀吸油管焊合件 (二) Inlet pipe (2)	1	
7	304G2-6.61.021	多路阀出油管焊合件 (一) Out-let pipe (1)	1	
8	304G2-6.61.118	吸油管接头 Inlet pipe connect	1	
9	304G2-6.61.019	多路阀吸油管焊合件 (一) Inlet pipe (1)	1	
10	GB/T6173-2000-M24×2	螺母M24×2 Hex. nut M24×2	8	
11		快换接头R1/2" Quick change R1/2"	4	
12	404G2-6.61.011	连接板焊合件 Connecting plant weldment	1	
13	GB/T27-1988-M6×55	螺栓 M6×55 Hex. head bolt M6×55	3	
14	GB/T93-1987-6	垫圈6 Spring washer 6	3	
15	GB/T6170-2000-M6	螺母 M6 Hex. nut M6	3	
16	404G2-6.61.015	多路阀回油管焊合件 Return pipe weldment	1	
17	JB982-1977-18	垫圈18 Washer 18	2	
18	GB3541-83-M18×1.5	螺塞 M18×1.5 Plug M18×1.5	1	
19	JB982-1977-14	垫圈14 Washer 14	2	
20	254G2.61.013	提升器进油管焊合件 Distributor inlet pipe	1	
21	200.55.124	空心螺栓 Hollow bolt	1	

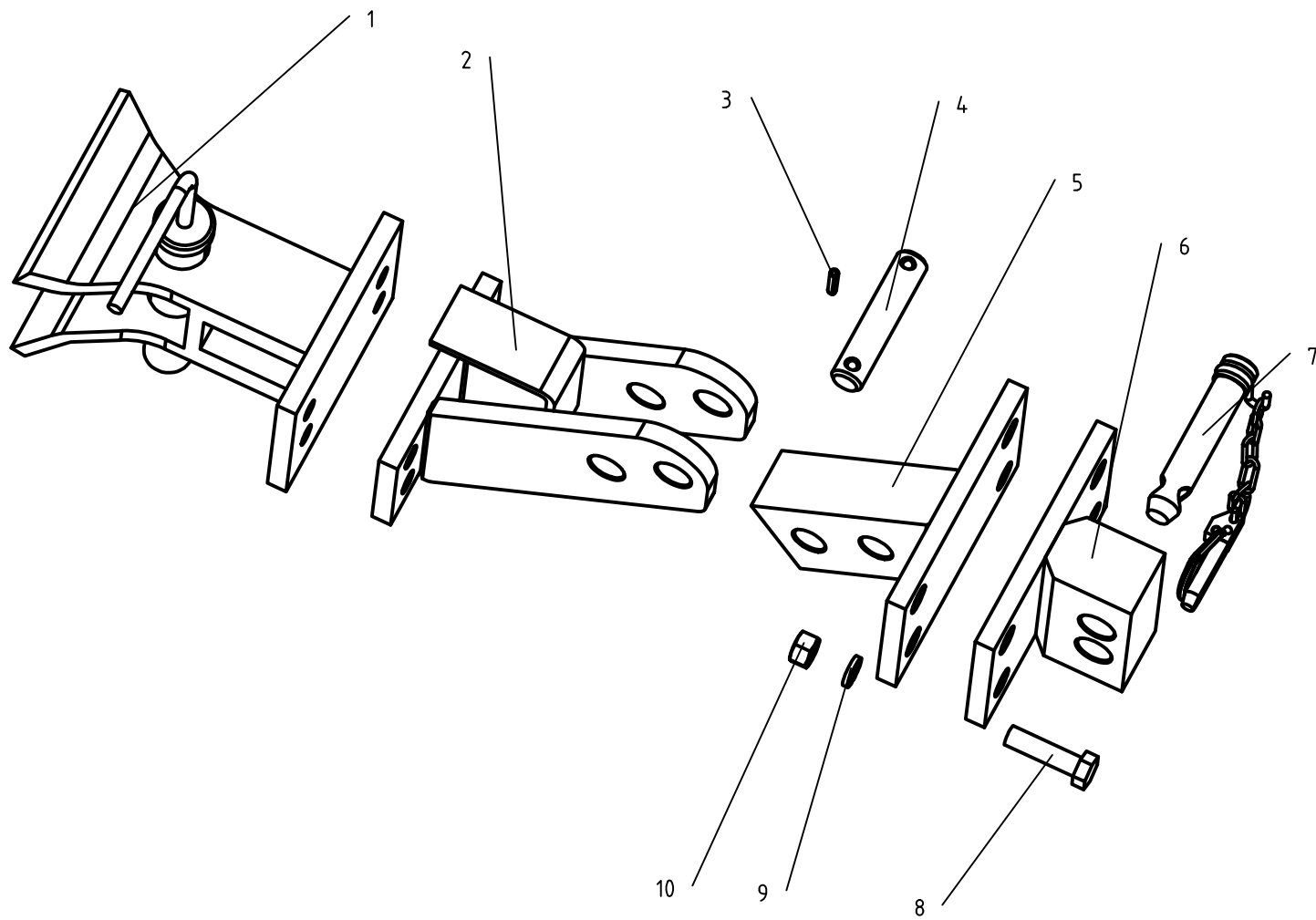
34 前配重总成
Front Balance Weight



34 前配重总成 Front Balance Weight

序号 Ser.No.	代号 Part No.	名称及规格	Name & Specifications	数量 Quantity	备注 Remarks
1	250.73.101-1	配重	Balance weight block	6	
2	GB/T6170-2000-M12	螺母M12	Hex.nut M12	2	
3	GB/T93-1987-12	垫圈12	Spring lock washer 12	2	
4	GB/T96-2002-12	垫圈12	Plain washer 12	2	
5	GB/T953-1988-M12×480	螺柱M12×480	Clamping-type double stud M12×480	1	
6	300-6.73.012	插销焊合件	Bolt weldment	1	
7	GB/T6170-2000-M14	螺母M14	Hex.nut M14	2	
8	300.73.011	牵引板焊合件	Front drawbar weldment	1	
9	GB/T5783-2000-M12×45	螺栓M12×45	Hex.bolt M14×45	2	
10	GB/T93-1987-14	垫圈14	Spring lock washer 14	2	

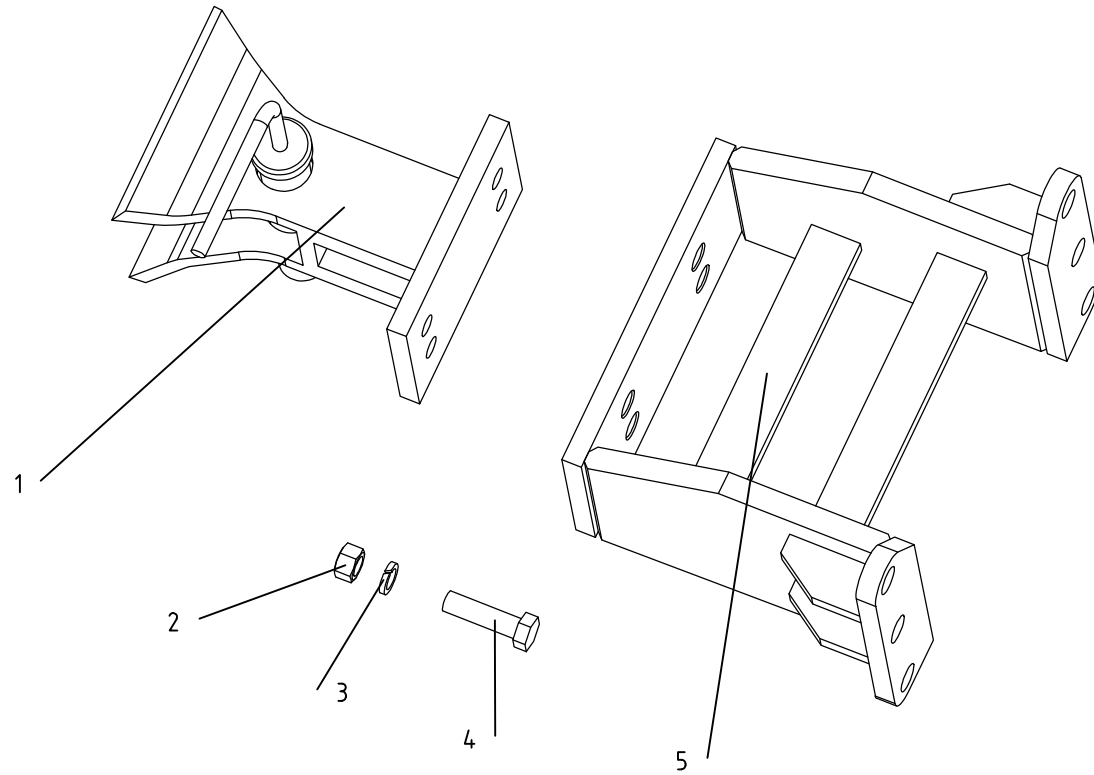
35.1 上牵引架总成
Up drawbar



35.1 上牵引架总成 Up drawbar

序号 Ser.No.	代号 Part No.	名称及规格	Name & Specifications	数量 Quantity	备注 Remarks
1	AK11/1	牵引架	Drawbar	1	
2	304G2-6E.35.023	后牵引架焊合件	Back drawbar frame	1	
3	GB/T879.1-2000-6×30	销6×30	Pin 6×30	4	
4	304G2-6E.35.103	销轴	Spindle	2	
5	304G2-6E. 35. 022	中间牵引架焊合件	Middle drawbar frame	1	
6	304G2-6E. 35. 021	前牵引架焊合件	Front drawbar frame	1	
7	200. 56. 016	上拉杆连接销总成	Coupling pin of upper link	2	
8	GB/T5783-2000-M12×45	螺栓 M12×45	Hex. head bolt M12×45	8	
9	GB/T93-1987-12	垫圈12	Spring lock washer 12	8	
10	GB/T6170-2000-M12	螺母M12	Hex.nut M12	8	

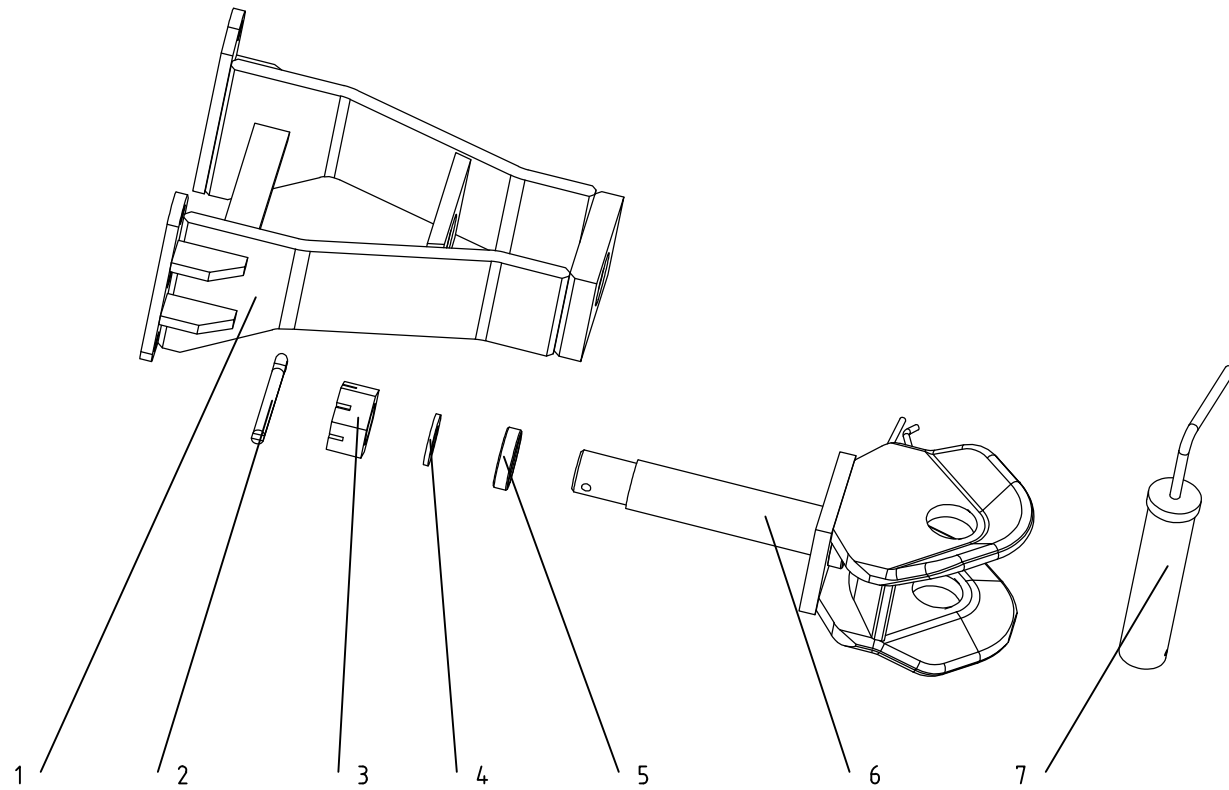
35.2 下牵引架总成
Below drawbar



35.2 下牵引架总成 Below drawbar

序号 Ser.No.	代号 Part No.	名称及规格	Name & Specifications	数量 Quantity	备注 Remarks
1	AK11/1	牵引架	Drawbar	1	
2	GB/T6170-2000-M12	螺母M12	Hex.nut M12	4	
3	GB/T93-1987-12	垫圈12	Spring lock washer 12	4	
4	GB/T5783-2000-M12×45	螺栓 M12×45	Hex. head bolt M12×45	4	
5	304G2-6E. 35A. 011	前牵引架焊合件	Front drawbar frame	1	

35.3 下牵引架总成
Below drawbar



35.3 牵引装置总成(旋转式) Drawbar(Revolving)

序号 Ser. No.	代号 Part No.	名称及规格	Name & Specifications	数量 Quantity	备注 Remarks
1	300-6.35B.011	牵引架焊合件	Drawbar frame	1	
2	GB91-86-8×60	销8×60	Split pin 8×60	1	
3	GB6181-86-M36×3	螺母 M36×3	Hex. Nut M36×3	1	
4	GB97.1-86-36	垫圈 36	Plain washer 36	1	
5	300-6.35B.101	套筒	Cushion sleeve	1	
6	300-6.35B.013	连接架焊合件	Connect frame	1	
7	300-6.35.018	插销焊合件(二)	Hitch pin (二)	1	

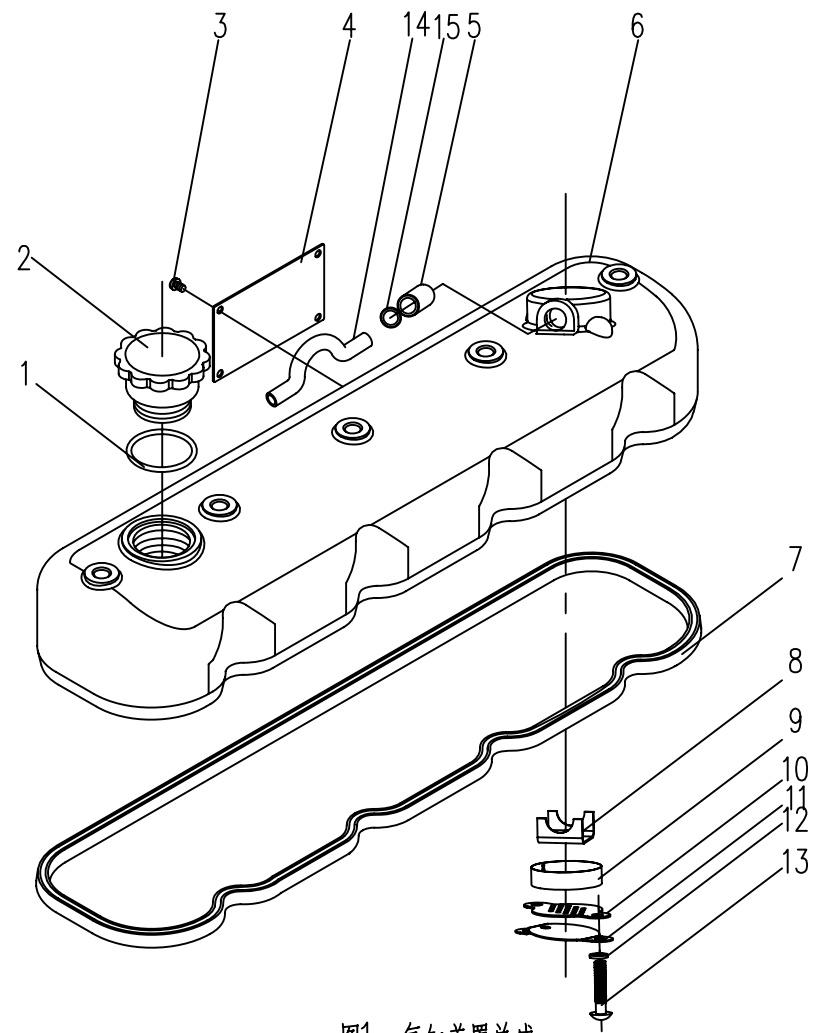


图1 气缸盖罩总成

Fig.1 Cylinder Head Cover Assembly

1. 气缸盖罩总成 Cylinder Head Cover Assembly (Fig. 1)

Ser.No.	Part No.	名称及规格	Name & Specifications	Quantity	Remarks
1	GB/T3452.1-2005-33.5×2.65	O型密封圈 33.5×2.65	Seal ring 33.5×2.65	1	
2	N85-01002	加油口盖	Oil filling cover	1	
3	GB/T65-2000-M4×6	螺钉 M4×6	Bolt M4×6	4	
4	ZN390TE-01018 (H)	EC排放标签	EC Emission label	1	
5	N85-01004	抽气管	Breather tube	1	
6	4L68-010003B	气缸盖罩	Cylinder head cover	1	
7	N485-01001	气缸盖罩密封圈	Cylinder head cover seal	1	
8	N85-01005	挡架	Retainer	1	
9	N85-01008	铁丝滤网	Steel wool screen	1	
10	N85-01007	多孔挡板	Multi-hole retaining plate	1	
11	N85-01006	挡油板	Oil retainer	1	
12	GB/T895-1987-6	垫圈 6	Washer 6	2	
13	GB/T65-2000-M6×12	螺钉 M6×12	Screw M6×12	2	
14	ZN390TE-09007	回气管	Breather pipe	1	
15	QC/T619-1999	夹箍	Pipe clip Q676B25	2	

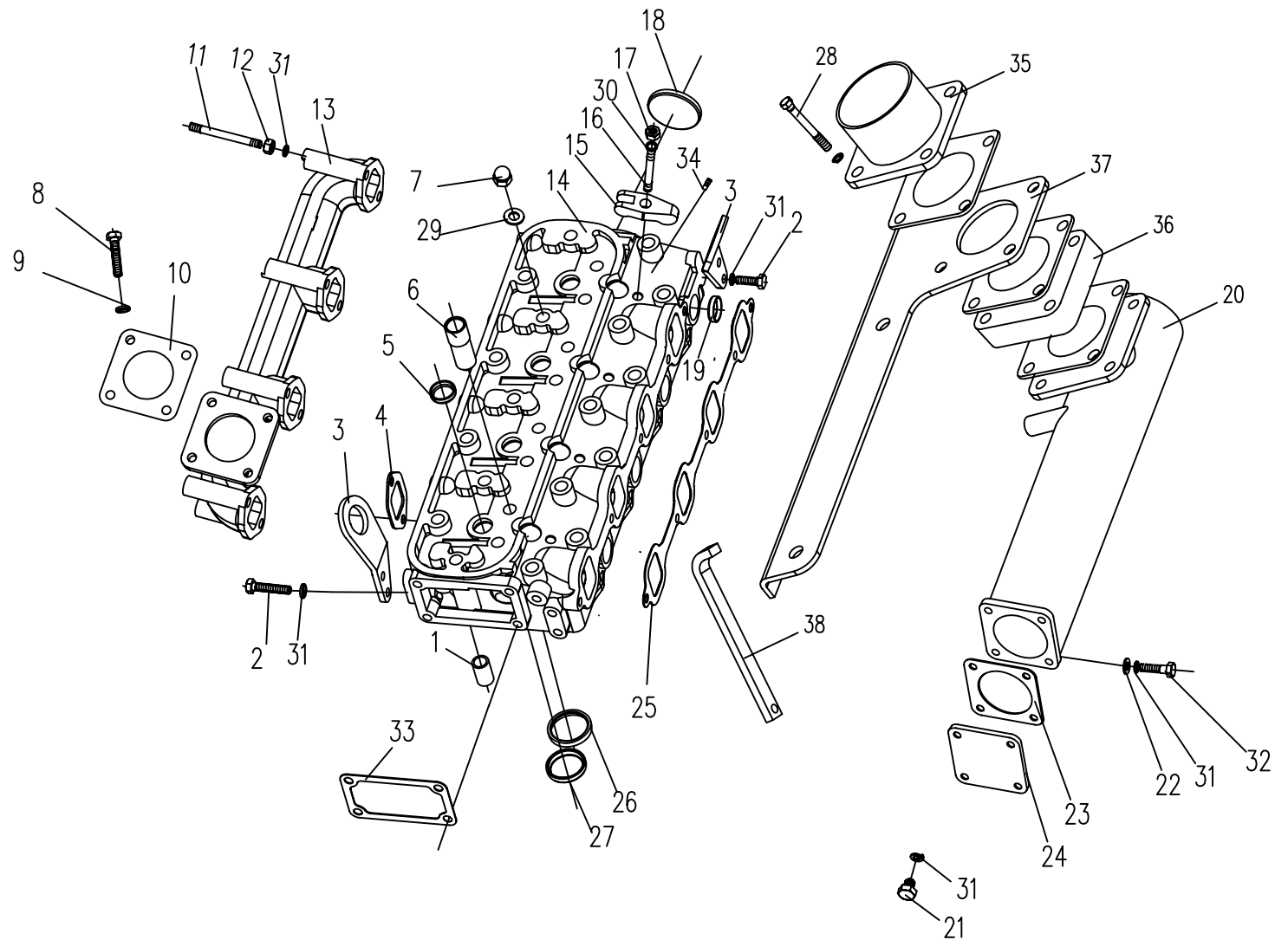


图2 气缸盖总成
Fig.2 Cylind Head Assembly

2. 气缸盖总成 Cylinder Head Assembly(Fig. 2)

Ser.No.	Part No.	名称及规格	Name & Specifications	Quantity	Remarks
1	N85-02101A	套管	Sleeve	4	
2	GB/T5782-2000-M8×20	螺栓 M8×20	Bolt M8×20	4	
3	N85-02004	吊耳	Lifting eye	2	
4	N485Q-10002H	垫片	manifo	1	
5	N85-02109	碗形塞	Expansion plugφ26	4	
6	N85-02105	气门导管	Intake manifold	4	
7	GB/T923-88-M8	盖形螺母 M8	Nut M8	5	
8	GB/T5783-2000-M10×30	螺栓 M10×30	Bolt M10×30	4	
9	GB/T93-87-10	垫圈 10	Washer 10	6	
10	N85T-20001	排气管垫片	Exhaust Gasket	2	
11	GB/T899-88-M8×75	螺柱 M8×75	Stud M8×75	8	
12	GB/T6170-2000-M8	螺母 M8	Nut M8	8	
13	N485T-10001(E)	排气管	Exhaust manifold	1	
14	4B26-021008	气缸盖	Cylinder head	1	
15	4L68-020009	喷油器压板	Injector plate	4	
16	GB/T899-88-M10×50	螺柱 M10×50	Bolt M10×50	4	
17	GB/T6170-2000-M10	螺母 M10	Nut M10	4	
18	N85-02104	碗形塞	Expansion plugφ55	1	
19	N85-02102	碗形塞	Expansion plugφ20	4	
20	N485T-09001(F)	进气管	Intake manifold	1	
21	GB/T5783-2000-M8×20	螺栓 M8×20	Bolt M8×20	4	
22	GB/T97.1-2002-8	垫圈 8	Washer8	4	
23	N485-09006	垫片	Gasket	3	
24	N485-09005	盖板	Cover	1	
25	ZN490QA-02005	进气管垫片	Intake manifold gasket	1	

2. 气缸盖总成 Cylinder Head Assembly(Fig. 2)

续表

Ser.No.	Part No.	名称及规格	Name & Specifications	Quantity	Remarks
26	4L68-021007	进气门座	Intake valve seat	4	
27	4L68-021006	排气门座	Exhaust valve seat	4	
28	GB/T5783-2000-M8×16	螺栓 M8×16	Bolt M8×16	8	
29	QJ/MD05.01-8	组合垫圈 8	Washer 8	5	
30	GB/T899-88-M10×50	螺柱 M10×50	Bolt M10×50	8	
31	GB/T859-87-8	垫圈 8	Washer 8	29	
32	GB/T5782-2000-M8×28	螺栓 M8×28	Bolt M8×28	5	
33	N85Q-17004	节温器壳垫片	Thermostat shell gasket	1	
34	4B26-020027	电热塞闷头	Heater plug	4	
35	N390T-09002(M)	进气接管	Intake joint pipe	1	
36	N485Q-09100	空气加热器	Air heater	1	
37	N485Q-09012 (B)	安装板	Plate	1	
38	ZN485T-09011	支架	Support	1	

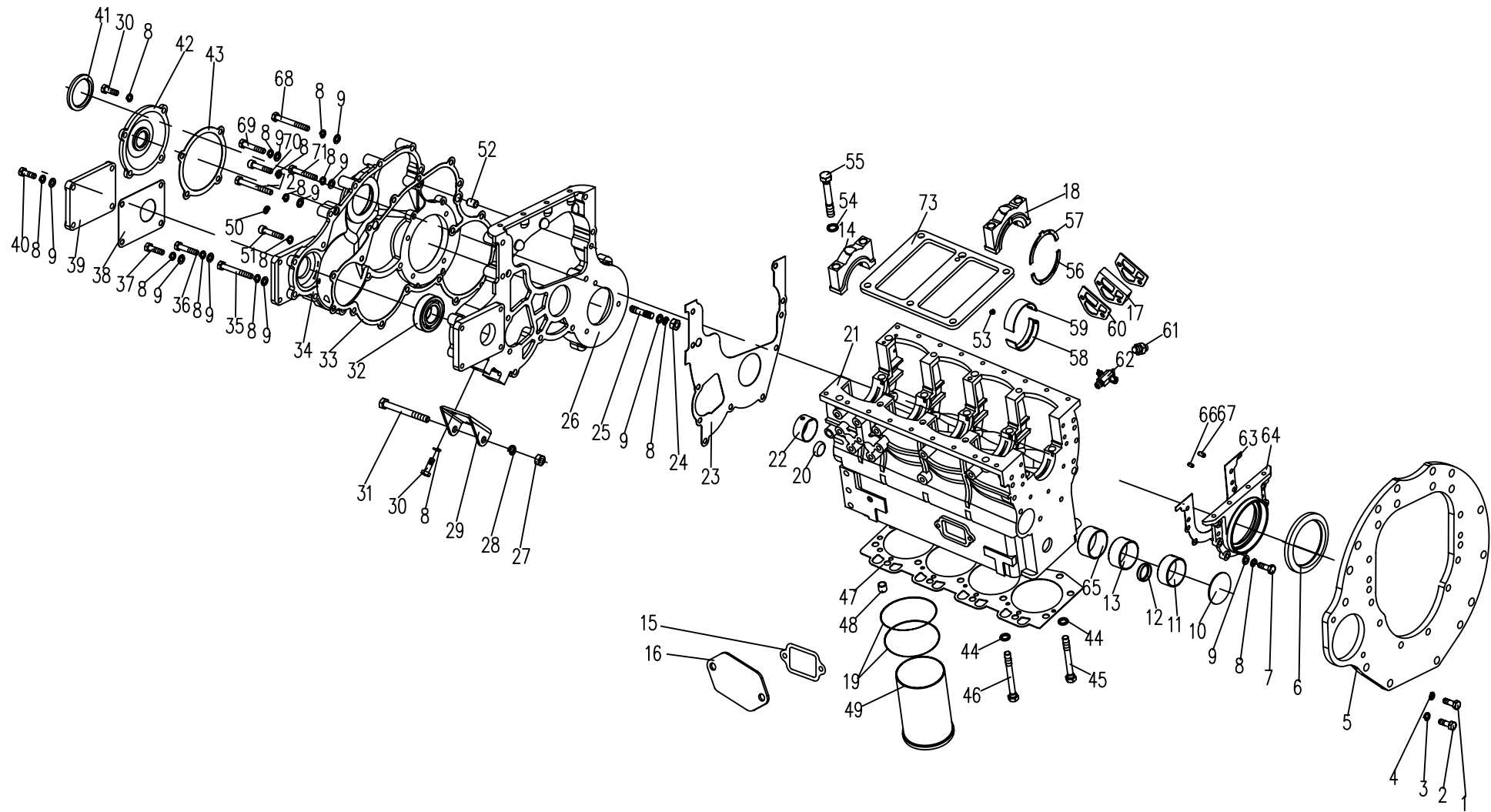


图3 机体、齿轮室总成

Fig.3 Cylinder Block and Gear Case Assembly

3. 机体、齿轮室总成 Cylinder Block and Gear Case Assembly(Fig. 3)

Ser.No.	Part No.	名称及规格	Name & Specifications	Quantity	Remarks
1	GB/T5782-2000-M10×35	螺栓 M10×35	Bolt M10×35	10	
2	GB/T5782-2000-M12×40	螺栓 M12×40	Bolt M12×40	4	
3	GB/T859-1987-12	垫圈 12	Washer 12	4	
4	GB/T859-1987-10	垫圈 10	Washer 10	12	
5	ZN485T-03012	飞轮壳	Flywheel housing	1	
6	GB/T9877-2008-DL85×110×12	油封 DL85×110×12	Oil seal DL85×110×12	1	
7	GB/T5783-2000-M8×25	螺栓 M8×25	Bolt M8×25	7	
8	GB/T859-1987-8	垫圈 8	Washer 8	46	
9	GB/T848-1985-8	垫圈 8	Washer 8	42	
10	N85-03108	塞片	Expansion plug	1	
11	4L88-03109A	凸轮轴后衬套	Camshaft rear bushing	1	
12	N85-03102-φ30	碗形塞 φ30	Expansion plug φ30	4	
13	4L88-03112	凸轮轴衬套	Camshaft middle bushing	1	
14	ZN490QA-03104	主轴承盖	Main shaft cover	4	
15	N85-19005	推杆室盖垫片	Push-rod chamber cover gasket	1	
16	ZN390TE-03025B	推杆式盖板	Cylinder head bolt washer	1	
17	CC490Q-030021	机油滤清器垫块	Long cylinder head bolt	1	
18	4L68-031007	后主轴承盖	Rear main shaft cover	1	
19	N90-03002	封水圈	Water seal ring	8	
20	N85-03111- φ14	堵塞 φ14	Blocking plug φ14	4	
21	4L40-03101	机体	Cylinder block	1	
22	4L88-031012 (A)	凸轮轴前衬套	Camshaft bushing	1	
23	4L88-120001	齿轮室垫片	Gear case gasket	1	
24	GB/T6170-2000-M8	螺母 M8	Nut M8	3	
25	GB/T899-1988-M8×35	螺栓 M8×35	Bolt M8×35	3	

3. 机体、齿轮室总成 Cylinder Block and Gear Case Assembly (Fig. 3)

续表

Ser.No.	Part No.	名称及规格	Name & Specifications	Quantity	Remarks
26	ZN485T-12002	齿轮室	Gear case	1	
27	GB/T6170-2000-M10	螺母 M10	Nut M10	1	
28	GB/T93-1987-10	垫圈 10	Washer 10	1	
29	N85T-12007A	发电机支架	Generator bracket	1	
30	GB/T5782-2000-M8×20	螺栓 M8×20	Bolt M8×20	6	
31	GB/T5782-2000-M10×90	螺栓 M10×90	Bolt M10×90	1	
32	GB/T276-1994-6007	轴承 6007	Bearing 6007	2	
33	4L88-120003 (A)	齿轮室盖垫片	Gear case cover gasket	1	
34	ZN485T-12004 (A)	齿轮室盖	Gear case cover	1	
35	GB/T5782-2000-M8×65	螺栓 M8×65	Bolt M8×65	3	
36	GB/T5782-2000-M8×40	螺栓 M8×40	Bolt M8×40	1	
37	GB/T5782-2000-M8×30	螺栓 M8×30	Bolt M8×30	2	
38	N85T-12010	液压泵盖垫片	Hydraulic pump cover gasket	4	
39	N85T-12009	液压泵盖	Hydraulic pump cover	2	
40	GB/T5782-2000-M8×25	螺栓 M8×25	Bolt M8×25	11	
41	GB/T9877-2008-DR52×72×12	油封 DR52×72×12	Oil seal DR52×72×12	1	
42	N485T-12005	齿轮室前盖	Gear case front cover	1	
43	N485T-12006	齿轮室前盖垫片	Gear case front cover gasket	1	
44	N85-03014	气缸盖螺栓垫圈	Cylinder head bolt washer	14	
45	N85-03016-2	气缸盖短螺栓	Cylinder head shot bolt	4	
46	N85-03015-2	气缸盖长螺栓	Cylinder head long bolt	14	
47	4B26-030013	气缸盖垫片	Cylinder head gasket	1	
48	N85-03017	气缸盖定位套	Cylinder head locating sleeve	2	
49	ZN90TE-03003	气缸套	Cylinder liner	4	
50	GB/T859-1987-6	垫圈 6	Washer 6	1	

3. 机体、齿轮室总成 Cylinder Block and Gear Case Assembly (Fig. 3)

续表

Ser.No.	Part No.	名称及规格	Name & Specifications	Quantity	Remarks
51	GB/T70.1-2000- M8×20	内六角圆柱头螺钉 M8×	Inner hexagon cylindrical bolt M8×20	3	
52	N85-03001	齿轮室定位套	Gear case locating sleeve	3	
53	N85T-03110	定位销	Dowel pin	2	
54	N85-03105	主轴承盖螺栓垫圈	Main shaft cover bolt washer	10	
55	N90-03106	主轴承盖螺栓	Main shaft cover bolt	10	
56	N85-03007	曲轴止推片(下)	Crankshaft thrust plate (lower)	2	
57	N85-03009	曲轴止推片(上)	Crankshaft thrust plate (upper)	2	
58	N85-03006	主轴瓦(下)	Main bearing shell (lower)	4	
59	N85-03008	主轴瓦(上)	Main bearing shell (upper)	4	
60	N85-03020	机油滤清器垫片	Lubricating oil filter gasket	2	
61	N390T-03025	闷盖	Cap	1	
62	ZN390TE-03200(A)	放水阀部件	Water draining cock	1	
63	N85-03005	后油封盖垫片	Rear oil seal cover gasket	1	
64	N85-03010	后油封盖	Rear oil seal cover	1	
65	4L88-031014	凸轮轴中间衬套	Camshaft rear bushing	1	
66	GB/T119.1-2000-B8×16	销 B8×16	pin B8×16	2	
67	GB/T119.1-2000-B10×25	销 B10×25	pin B10×25	2	
68	GB/T5782-2000-M8×60	螺栓 M8×60	Bolt M8×60	1	
69	GB/T5782-2000-M8×45	螺栓 M8×45	Bolt M8×45	3	
70	GB/T70.1-2000-M8×55	内六角圆柱头螺钉 M8×	Inner hexagon cylindrical bolt M8×55	1	
71	GB/T5782-2000-M8×50	螺栓 M8×50	Bolt M8×50	2	
72	GB/T5782-2000-M8×75	螺栓 M8×75	Bolt M8×75	1	
73	4L40-03022	加强板	Stiffiener	1	

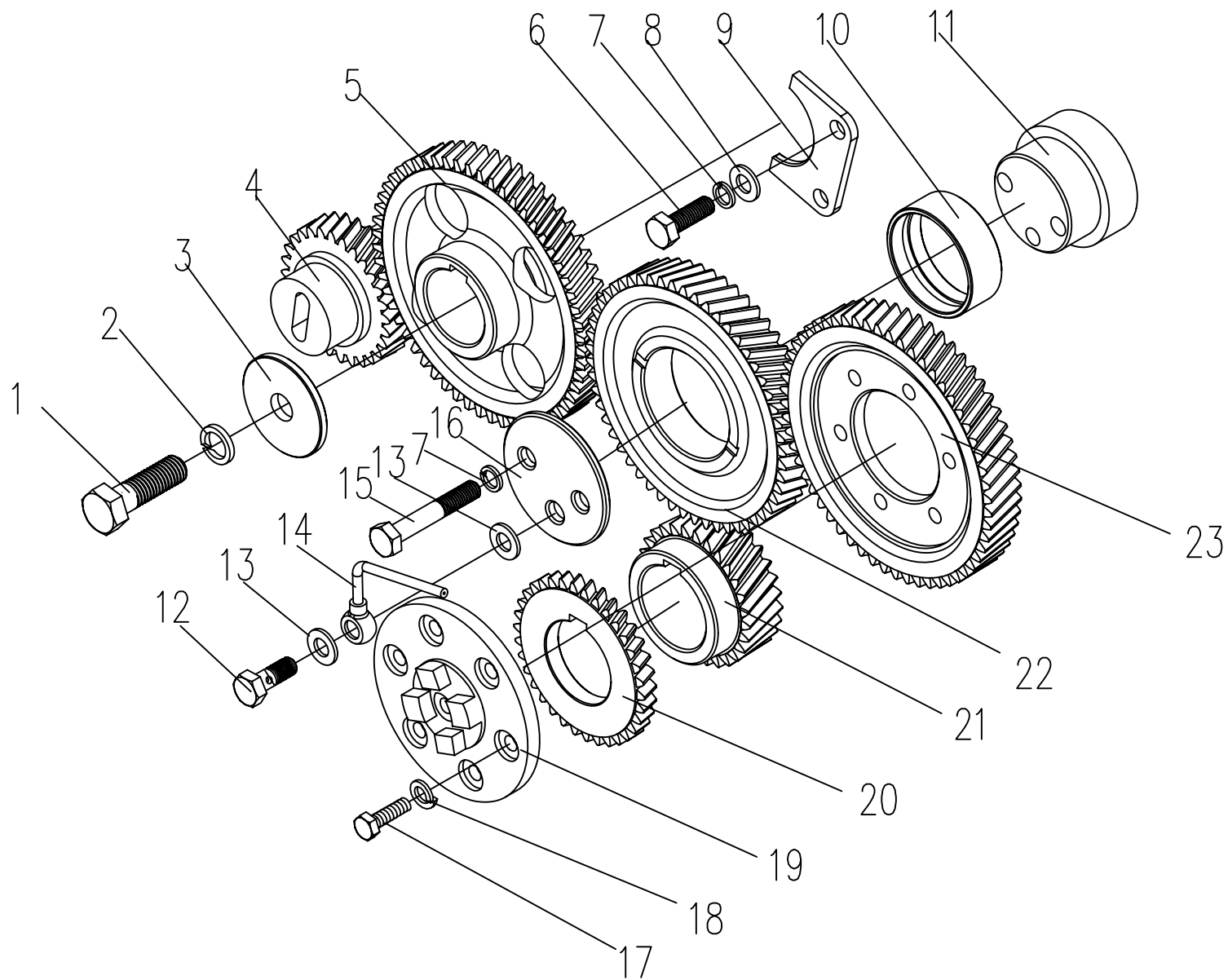


图4 正时齿轮系总成

Fig.4 Timing gear train

4. 正时齿轮系总成 Timing Gear Train(Fig. 4)

Ser.No.	Part No.	名称及规格	Name & Specifications	Quantity	Remarks
1	GB/T5782-2000-M12×30	螺栓 M12×30	Bolt M12×30	1	
2	GB/T859-1987-12	垫圈 12	Washer 12	1	
3	N85-04009	凸轮轴正时齿轮压板	Camshaft timing gear retainer	1	
4	N85T-04011A-1	液压泵齿轮	Hydraulic pump gear	1	
5	N85T-04007	凸轮轴正时齿轮	Camshaft timing gear	1	
6	GB/T5782-2000-M8×16	螺栓 M8×16	Bolt M8×16	2	
7	GB/T859-1987-8	垫圈 8	Washer 8	4	
8	GB/T97.1-2002-8	垫圈 8	Washer 8	2	
9	N85-04008	凸轮轴压板	Camshaft retainer	1	
10	4L88-04002	正时惰齿轮衬套	Timing idle gear bushing	1	
11	N85T-04004A	正时惰齿轮轴	Timing idle gear shaft	1	
12	N85T-04012	空心螺栓	Hollow bolt	1	
13	195-09001-1	垫圈	Washer	2	
14	N85T-04100	喷油管部件	Oil pipe	1	
15	GB/T5782-2000-M8×50	螺栓	Bolt M8×50	2	
16	N85T-04003	正时惰齿轮压板	Timing idle gear retainer	1	
17	GB/T5783-2000- M6×25	螺栓 M6×25	Bolt M6×25	6	
18	GB/T859-1987-6	垫圈 6	Washer 6	6	
19	N485T-32001D	联接盘	Adapter	1	
20	N85-04010	机油泵主动齿轮	Lubricating oil pump driving gear	1	
21	N85-04006	曲轴正时齿轮	Crankshaft timing gear	1	
22	4L88-040005	正时惰齿轮	Timing idle gear	1	
23	N485T-04001A	燃油泵正时齿轮	Injection pump timing gear	1	

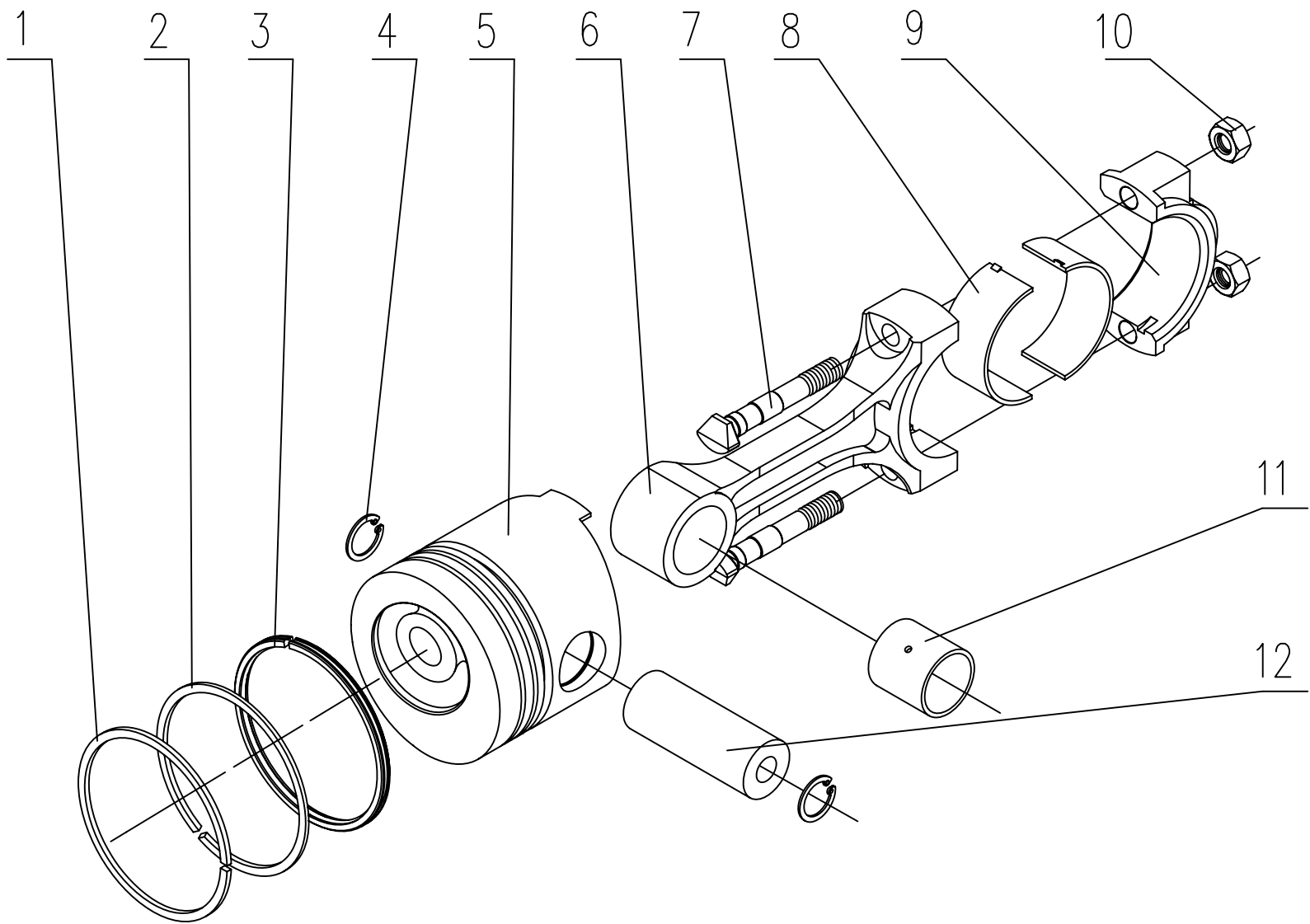


图5 活塞、连杆总成

Fig.5 Piston and Connecting Rod Assembly

5. 活塞、连杆总成 Piston and Connecting Rod Assembly (Fig. 5)

Ser.No.	Part No.	名称及规格	Name & Specifications	Quantity	Remarks
1	4B26-050002	第一道活塞环	1st piston ring	4	
2	4B26-050003	第二道活塞	2nd piston ring	4	
3	4B26-051000	油环部件	Oil ring	4	
4	GB/T893.2-1986-28	孔用挡圈 28	Circlip 28	8	
5	4B26-050001	活塞	Piston	4	
6	N85-05201	连杆	Connecting rod	4	
7	N85-05203	连杆螺栓	Connecting rod bolt	8	
8	4L68-050005	连杆轴瓦	Connecting rod bearing shell	8	
9	N85-05204	连杆盖	Connecting rod cap	4	
10	N85-05205	连杆螺母	Connecting rod nut	8	
11	N85-05202	连杆衬套	Connecting rod bushing	4	
12	N85-05004	活塞销	Piston pin	4	

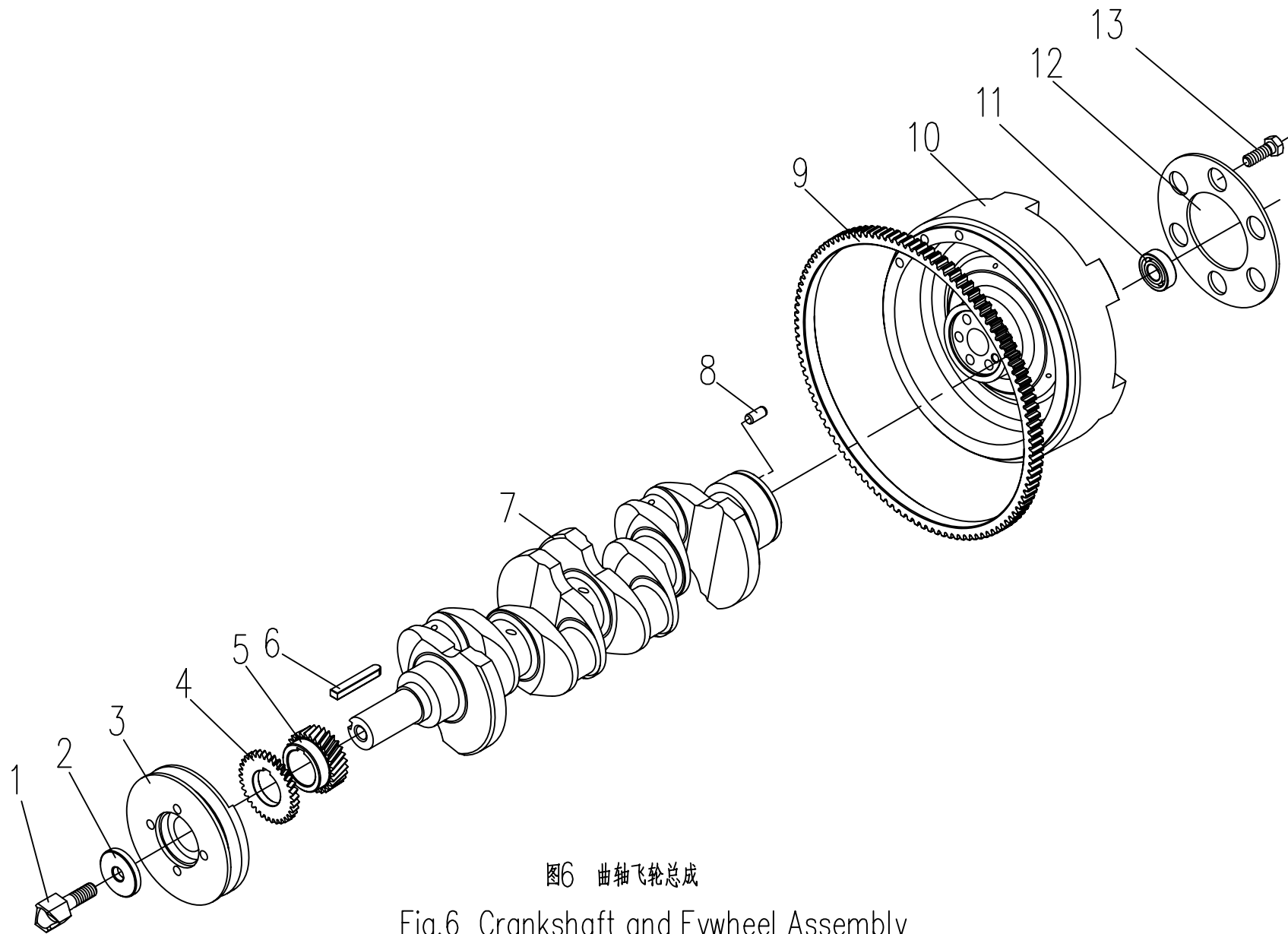


图6 曲轴飞轮总成

Fig.6 Crankshaft and Flywheel Assembly

6. 曲轴、飞轮总成 Crankshaft and Flywheel Assembly (Fig. 6)

Ser.No.	Part No.	名称及规格	Name & Specifications	Quantity	Remarks
1	N85Q-06007	曲轴皮带轮螺栓	Crankshaft pulley bolt	1	
2	N85-06002	起动爪垫圈	Starting jaw washer	1	
3	ZN485T-06001 (A)	曲轴皮带轮	Crankshaft pulley	1	
4	N485-04010 (A)	机油泵主动齿轮	Lubricating oil pump driving gear	1	
5	4L68-040006	曲轴正时齿轮	Crankshaft timing gear	1	
6	GB/T1096-2003-C10x63	键 C10x63	Key C10×63	1	
7	ZN490B-06004-1	曲轴	Crankshaft	1	
8	GB/T119.1-2000-B10x25h8	销 B10x25h8	Cylindrical pin B10x25h8	1	
9	N85-06102	飞轮齿圈	Flywheel ring gear	1	
10	ZN485T-06101	飞轮	Flywheel	1	
11	GB/T276-1994-6203-2LS	轴承 6203-2LS	Ball bearing 6203-2LS	1	
12	N85-06005 (A)	飞轮螺栓垫片	Flywheel blot washer	1	
13	N390T-06006 (B)	飞轮螺栓	Flywheel blot	6	

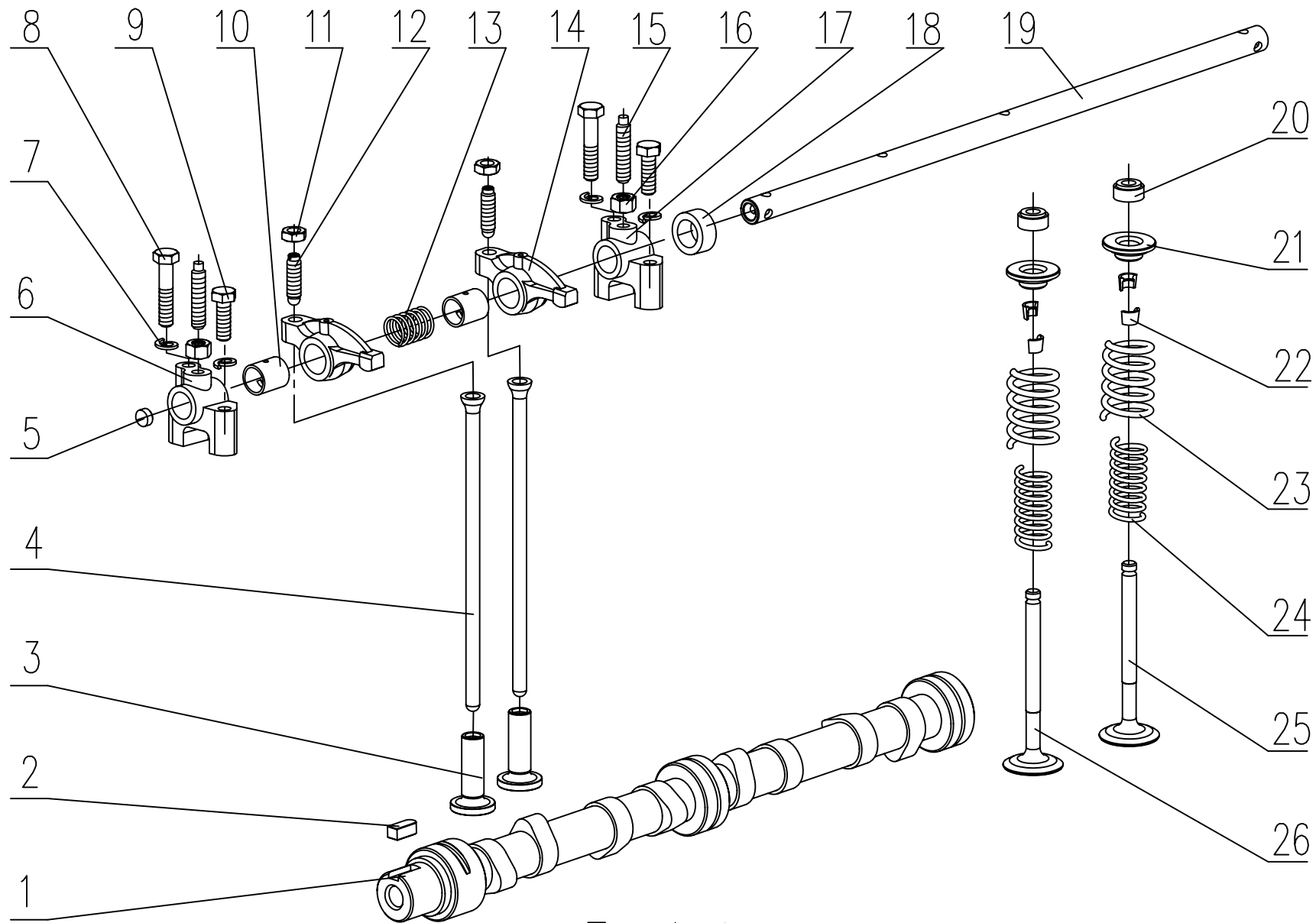


图7 配气机构

Fig.7 Valve Timing Mechanism

7. 配气机构 Valve Timing Mechanism(Fig. 7)

Ser.No.	Part No.	名称及规格	Name & Specifications	Quantity	Remarks
1	N485-07001	凸轮轴 Camshaft	Camshaft	1	
2	GB/T1096-2003-C10×25	平键 C10×25	Falt key C10×25	1	
3	N485-07003	气门挺柱 Valve tappet	Valve tappet	8	
4	N485-07002	气门推杆 Valve push rod	Valve push rod	8	
5	N85-02208	堵塞 Blocking plug	Blocking plug	2	
6	N85-022001	前摇臂座	Front rocker arm support	1	
7	GB/T859-1987-8	垫圈 8	Washer 8	10	
8	GB/T5782-2000-M8×60	螺栓 M8×60	Screw M8×45	5	
9	GB/T5782-2000-M8×45	螺栓 M8×45	Screw M8×45	5	
10	N85-02212	气门摇臂衬套	Valve rocker arm bushing	8	
11	N85-02203	气门间隙调整螺母	Valve clearance adjusting screw	8	
12	N85-02202	气门间隙调整螺钉	Valve clearance adjusting nut	8	
13	N85-02205	气门摇臂弹簧	Valve clearance adjusting screw	4	
14	N85-02211	气门摇臂	Valve rocker arm	8	
15	GB/T79-2000-M8×45	螺钉 M8×45	Screw	5	
16	GB/T6170-2000-M8	螺母 M8	Nut M8	5	
17	N85-022004	摇臂座	Rocker arm support	4	
18	N85-02206	轴套	Rocker arm shaft bushing	3	
19	N485-02207	摇臂轴	Rocker arm shaft	1	
20	GB/T3452.1-2005	气门杆密封圈	Valve rod seal ring	8	
21	N85-02001-1	气门弹簧上座	Valve spring seat(upper)	8	
22	N85-02002	气门锁夹	Valve collet	16	
23	N85-02003-1	气门外弹簧	Valve outer spring	8	
24	N85-02003-2	气门内弹簧	Valve inner spring	8	
25	4B26-020007	排气门	Exhaust valve	4	

7. 配气机构 Valve Timing Mechanism(Fig. 7)

续表

Ser.No.	Part No.	名称及规格	Name & Specifications	Quantity	Remarks
26	4B26-020008	进气门	Intake valve	4	

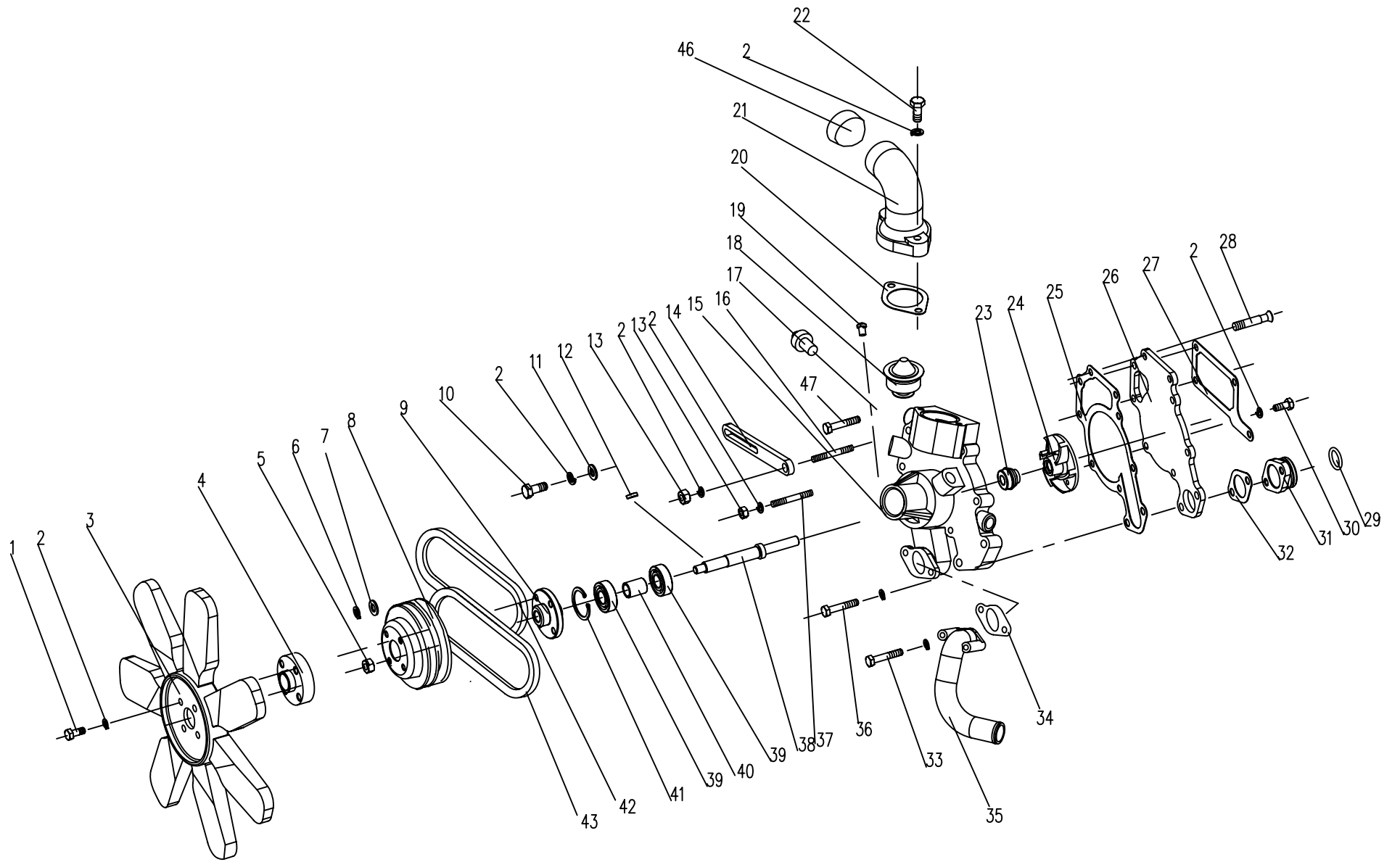


图8 水泵风扇总成

Fig.8 Water Pump and Fan Assembly

借(通) 用件登记

描(录)入 图

描(录)入 校

图底图总号

图底图总号

签 字

日 期

8. 水泵、风扇总成 Water Pump and Fan Assembly (Fig. 8)

Ser.No.	Part No.	名称及规格	Name & Specifications	Quantity	Remarks
1	GB/T5783-2000-M8×60	螺栓 M8×60	Bolt M8×60	4	
2	GB/T859-1987-8	垫圈 8	Washer 8	17	
3	CC490Q-080012	风扇	Cooling fan	1	
4	N390T-08020 (B)	风扇垫块	Fan pad	2	
5	GB/T6170-2000-M10	螺母 M10	Nut M10	1	
6	GB/T859-1987-10	垫圈 10	Washer 10	1	
7	GB/T97.1-2002-10	垫圈 10	Washer 10	1	
8	N390T-08011(A)	水泵皮带轮	Water pump pulley	1	
9	N485T-08012	水泵皮带轮壳	Water pump pulley housing	1	
10	GB/T5783-2000-M8×25	螺栓 M8×25	Bolt M8×25	1	
11	GB/T97.1-2002-8	垫圈 8	Washer 8	1	
12	GB/T1099.1-2003-4×36	键 4×36	Key 4×36	1	
13	GB/T6170-2000-M8	螺母 M8	Nut M8	4	
14	N390T-08018A	撑杆	Bracing	1	
15	N85T-08004E	水泵壳体	Water pump housing	1	
16	GB/T898-1988-M8×50	螺柱 M8×50	Stud M8×50	1	
17	CZ475Q-170006	螺塞	Plug	1	
18	N85Q-17003	节温器(Model 155B)	Thermostat (Model 155B)	1	
19	N390T-03025A	闷盖	Thermostat (Model 155B)	1	
20	N85T-08008	节温器壳垫片	Thermostat housing gasket	1	
21	N485Q-17001(S)	节温器盖	Thermostat cover	1	
22	GB/T5783-2000-M8×30	螺栓 M8×30	olt M8×30	2	
23	N85T-08003-IF-12	水封 IF-12	Water seal ring IF-12	1	
24	N85T-08005	水泵叶轮	Water pump impeller	1	
25	N85T-08009	水泵垫片	Water pump gasket	1	

8. 水泵、风扇总成 Water Pump and Fan Assembly (Fig. 8)

续表

Ser.No.	Part No.	名称及规格	Name & Specifications	Quantity	Remarks
26	N85T-08010	水泵连接板	Water pump adapter	1	
27	N85T-08017	水泵连接板垫片	Water pump adapter gasket	1	
28	GB/T68-2000-M8×16	螺钉 M8×16	Screw M8×16	2	
29	GB/T3452.1-2005-40×3.1	O型密封圈 40×3.1	Seal ring 40×3.1	1	
30	GB/T5783-2000-M8×20	螺栓 M8×20	Bolt M8×20	2	
31	N85T-08013	出水接头	Water drain connector	1	
32	N85T-08014	出水接头垫片	Water drain connector gasket	1	
33	GB/T5782-2000-M8×80	螺栓 M8×80	Bolt M8×80	2	
34	N485T-08022	垫片	gasket	1	
35	N485T-08021	进水管	Water pipe	1	
36	GB/T5780-2000-M8×45	螺栓 M8×45	Bolt M8×45	2	
37	GB/T898-1988-M8×45	螺柱 M8×45	Stud M8×45	3	
38	N85T-08006	水泵轴	Water pump shaft	1	
39	GB/T276-1994-6007	滚动轴承 6007	6007	2	
40	N85T-08002	轴承隔套	Bearing spacing sleeve	1	
41	GB/T893.2-1986-35	挡圈 35	Circlip 35	1	
42	GB12732-2008- AV15×940	风扇皮带 AV15×940	Fan belt AV15×900	1	
43	GB12732-2008-AV15×650	风扇皮带 AV15×650	Fan belt AV15×650	1	
44	4L68-080013(A)	螺栓	Bolt	1	

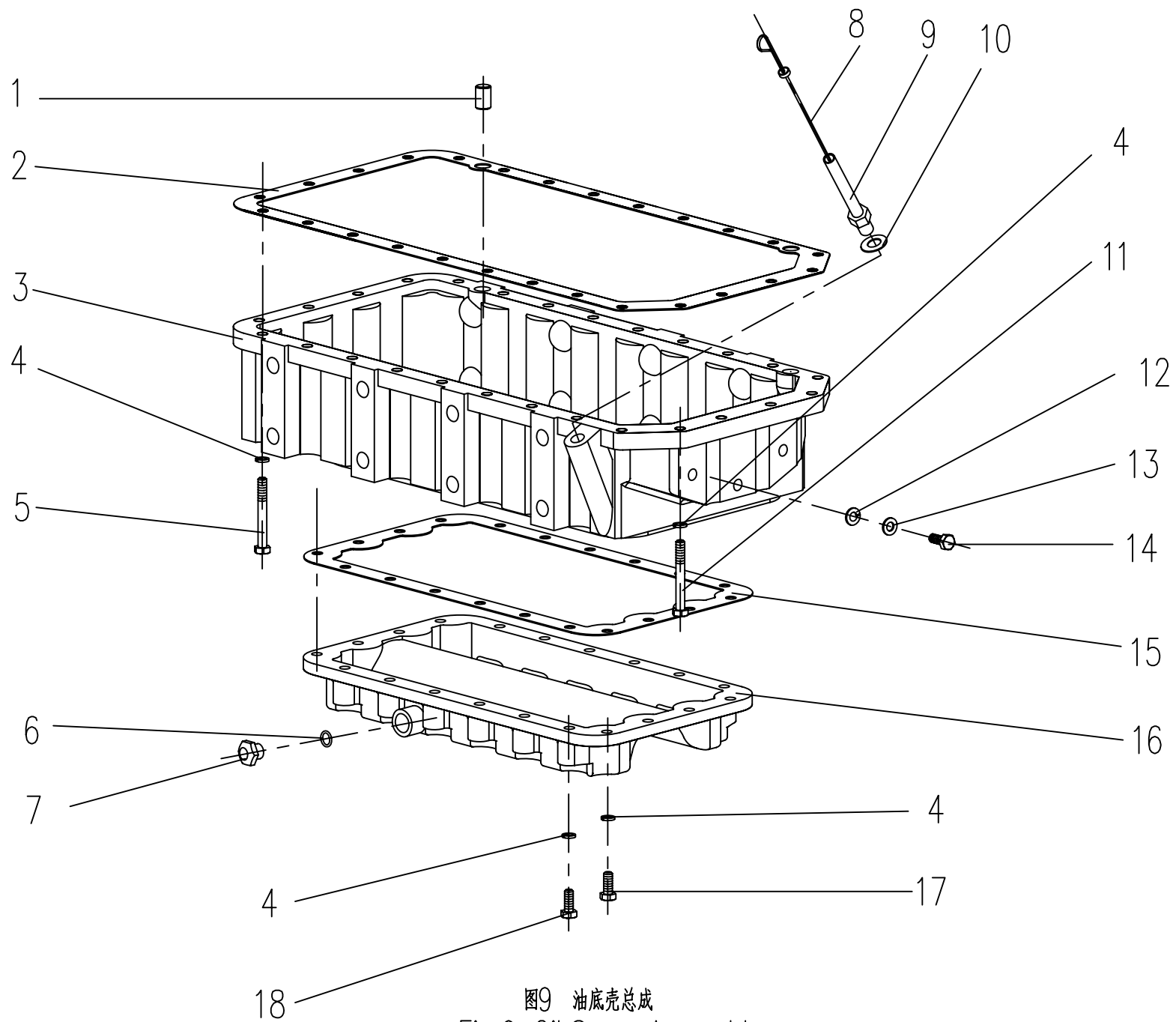


图9 油底壳总成
 Fig.9 Oil Sump Assembly

9. 油底壳总成 Oil Sump Assembly (Fig. 9)

Ser.No.	Part No.	名称及规格	Name & Specifications	Quantity	Remarks
1	N485T-03110	定位销	Dowel pin	2	
2	ZN485T-11001	油底壳垫片	Oil sump gasket	1	
3	ZN485T-11004	油底壳	Oil sump	1	
4	GB/T93-1987-8	垫圈 8	Washer 8	46	
5	GB/T5782-2000-M8×55	螺栓 M8×55	Bolt M8×55	1	
6	GB/T3452.1-2005-11.2 ×	O形密封圈 11.2×2.65	O-ring 11.2×2.65	2	
7	195-01026	闷头	Plug	2	
8	ZN485T-11007	机油尺	Oil dipstick	1	
9	CZ475Q-032200	机油尺管焊接件	Oil dipstick pipe body	1	
10	QJ/MD05.01-12	组合垫圈 12	fit together Washer 12	1	
11	GB/T5783-2000-M8×30	螺栓 M8×30	Bolt M8×30	25	
12	GB/T93-1987-10	垫圈 10	10	3	
13	GB/T95-2002-10-100HV	垫圈 10-100HV	Washer 10-100HV	3	
14	GB/T5783-2000-M10×30	螺栓 M10×30	Bolt M10×30	3	
15	ZN485T-11005B	副油底壳垫片	Auxiliary oil sump gasket	1	
16	ZN485T-11006A	副油底壳	Auxiliary oil sump	1	
17	GB/T5783-2000- M8×45	螺栓 M8×45	Bolt M8×45	8	
18	GB/T5783-2000-M8×25	螺栓 M8×25	Bolt M8×25	11	

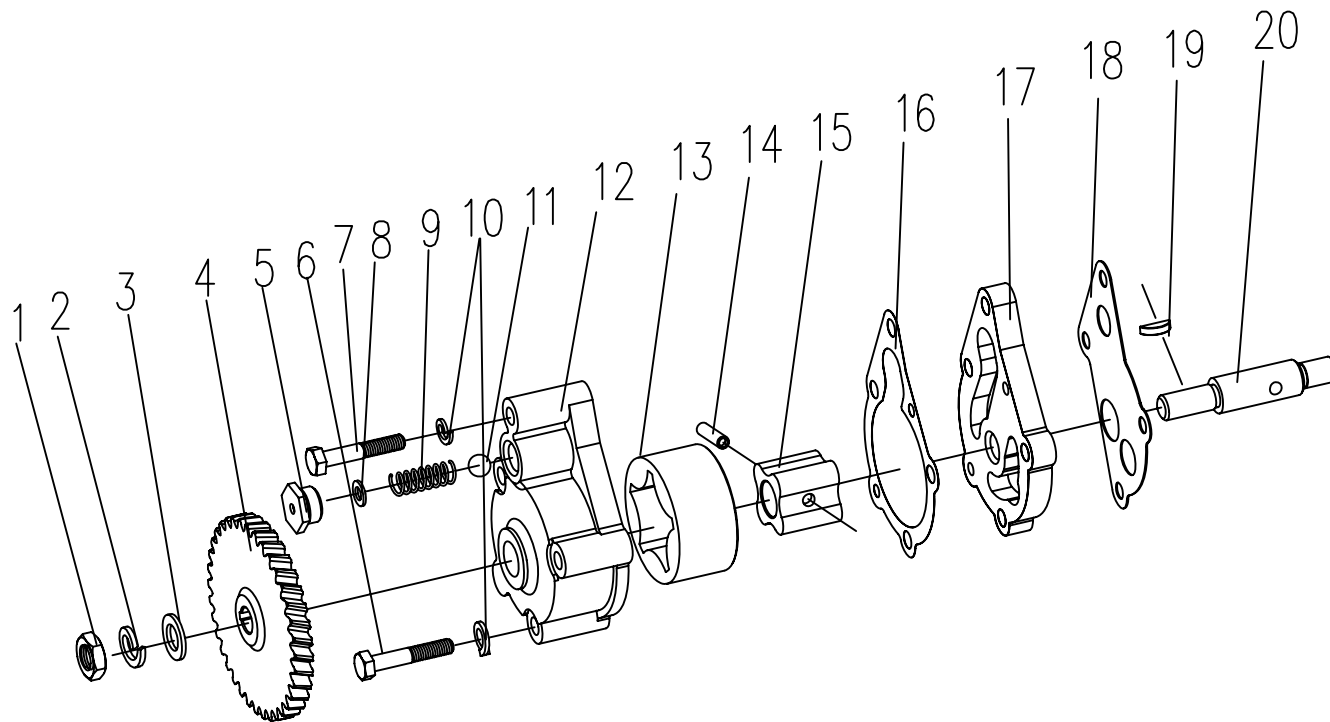


图10 机油泵总成

Fig.10 Lubricating Oil Pump Assembly

10. 机油泵总成 Lubricating Oil Pump Assembly (Fig. 10)

Ser.No.	Part No.	名称及规格	Name & Specifications	Quantity	Remarks
1	GB/T6173-2000-M10×1	螺母M10×1	Nut M10×1	1	
2	GB/T859-1987-10	垫圈10	Washer 10	1	
3	GB/T848-1985-10	垫圈10	Washer 10	1	
4	N485Q-13007(C)-1	机油泵齿轮	Oil pump gear	1	
5	N85-13006	限压阀塞	Pressure-limiting plug	1	
6	GB/T5782-2000-M6×50	螺栓M6×50	Bolt M6×50	3	
7	GB/T5782-2000-M6×55	螺栓M6×55	Bolt M6×55	1	
8	GB/T859-1987-4	垫圈 4	Washer 4	4	
9	N85-13005	限压弹簧	Pressure-limiting spring	1	
10	GB/T859-1987-6	垫圈 6	Washer 6	4	
11	GB/T308-2002	钢球	Steel ball	1	
12	N485-13001(A)	机油泵体	Oil pump body	1	
13	N485-13004(A)	外转子	Outer rotor	1	
14	N85-13103(A)	圆柱销	Cylindrical pin	1	
15	N485-13102(A)	内转子	Inner rotor	1	
16	N485-13008(A)	调整垫片	Adjusting shim	1	
17	N85-13002(A)	机油泵盖	Oil pump cover	1	
18	N85-13003	垫片	Gasket	1	
19	GB/T1099-1979-3×5×13	键3×5×13	Key3×5×13	1	
20	N485-13101(A)	机油泵轴	Oil pump shaft	1	

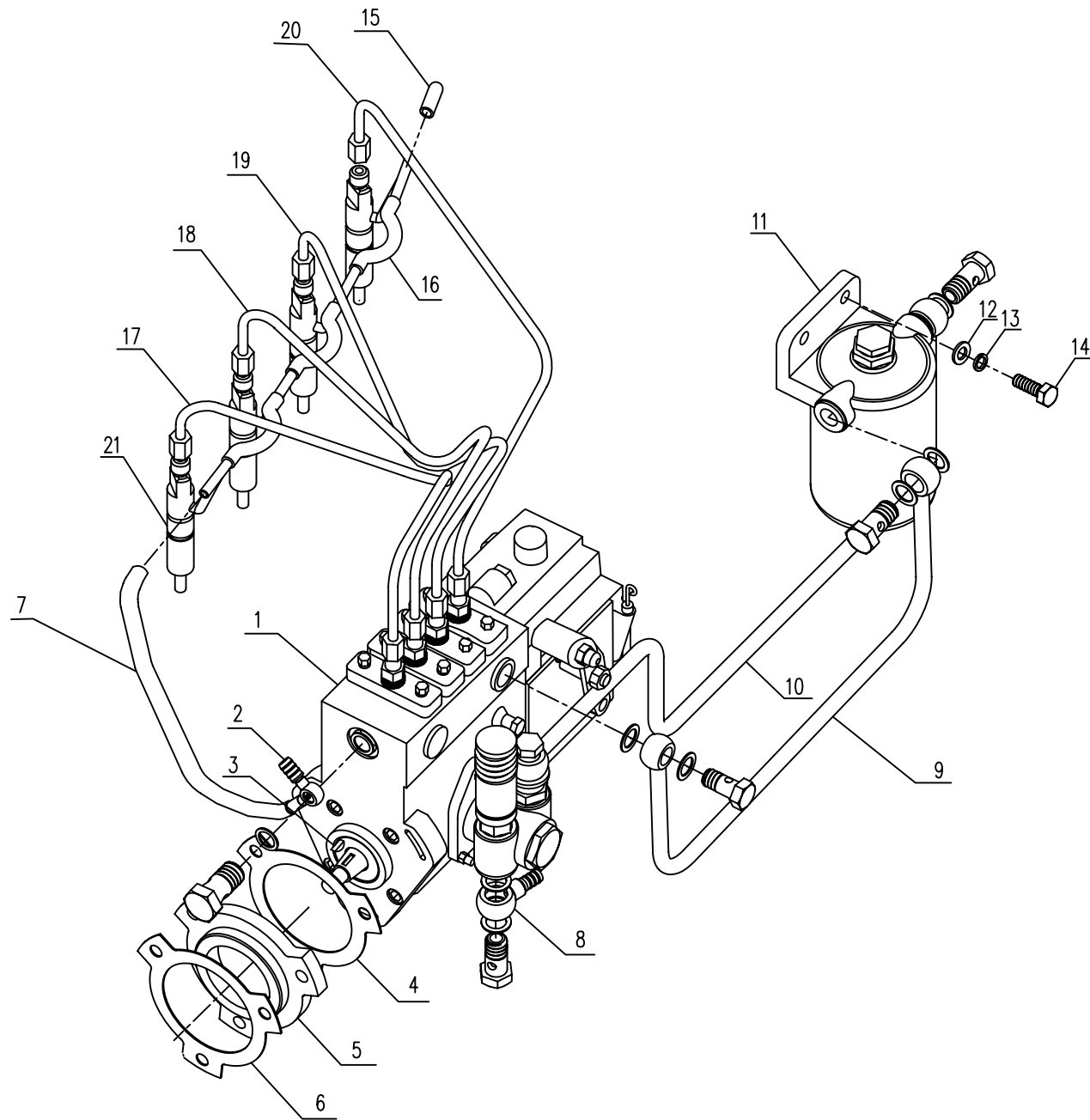


图13 燃油系统
Fig.13 Fuel System

11. 燃油系统总成 Fuel System (Fig.11)

Ser.No.	Part No.	名称及规格	Name & Specifications	Quantity	Remarks
1	4L40-18001	喷油泵	Injection pump	1	
2	4L68-151000D-1	喷油器回油管接头部件	Injector fuel return pipe part	1	
3	GB/T1099.1-2003- 3×16	半圆键 3×16	Woodruff 3×16	1	
4	N85-18002 (A)	喷油泵法兰垫片	Fuel pump flange gasket	1	
5	4L68-18003	喷油泵垫块	Inject pump end cover	1	
6	N85-18004	喷油泵联接盘垫片	Injection pump end gasket	1	
7	4L68-150003	回油总管	Fuel return main pipe	1	
8	N85-15500 (M)	输油泵进油管接头部件	Fuel feed pump inlet pipe part	1	
9	N485-15300	滤清器出油管部件	Fuel filter outlet pipe	1	
10	N485-15400B	输油泵出油管部件	Fuel feed pump outlet pipe	1	
11	N485-28000B	燃油滤清器总成	Fuel filter	1	
12	GB/T848-1985-8	垫圈 8	Washer 8	2	
13	GB/T859-1987-8	垫圈 8	Washer 8	2	
14	GB/T5782-2000-M8×25	螺栓 M8×25	Bolt M8×25	2	
15	4L68-150001-3	喷油器回油套	Injector fuel return cover	1	
16	4L68-150002	回油管	Fuel return pipe	3	
17	4B26-141000	第一缸高压油管部件	1st cylinder high pressure fuel pipe	1	
18	4B26-142000	第二缸高压油管部件	2nd cylinder high pressure fuel pipe	1	
19	4B26-143000	第三缸高压油管部件	3rd cylinder high pressure fuel pipe	1	
20	4B26-144000	第四缸高压油管部件	4th cylinder high pressure fuel pipe	1	
21	4L40-25000Z	喷油器总成	Injector	4	

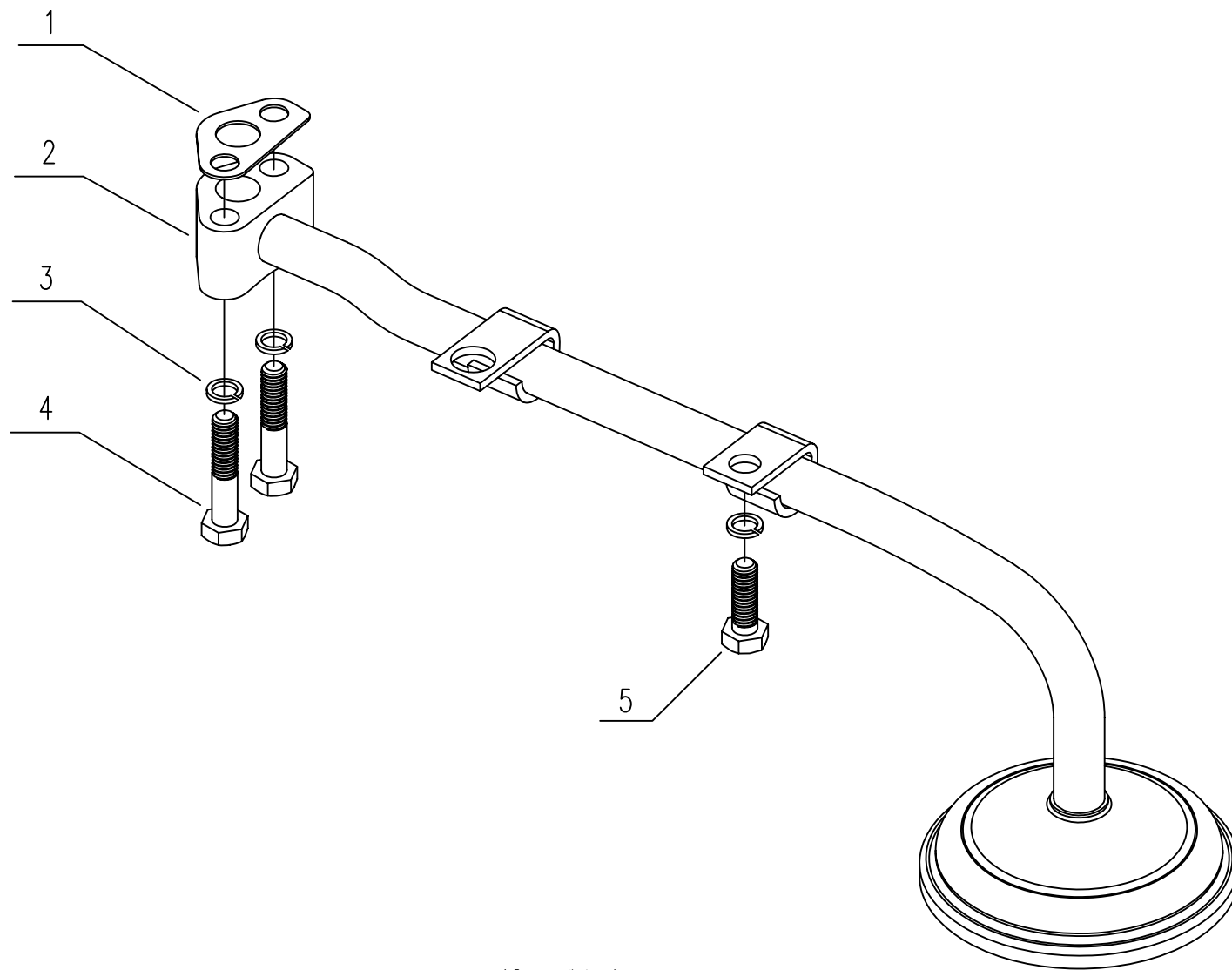


图12 机油集滤器总成
Fig.12 Oil Suction Strainer Assembly

12. 机油集滤器总成 Oil Suction Strainer Assembly (Fig. 12)

Ser.No.	Part No.	名称及规格	Name & Specifications	Quantity	Remarks
1	4L88-160002	集滤器垫片	Suction strainer Gasket	1	
2	4L88-160000A	机油集滤器总成	Oil suction strainer	1	
3	GB/T859-87-8	垫圈 8	Washer 8	3	
4	GB/T5782-2000-M8×40	螺栓 M8×40	Bolt M8×40	2	
5	GB/T5782-2000-M8×25	螺栓 M8×25	Bolt M8×25	1	

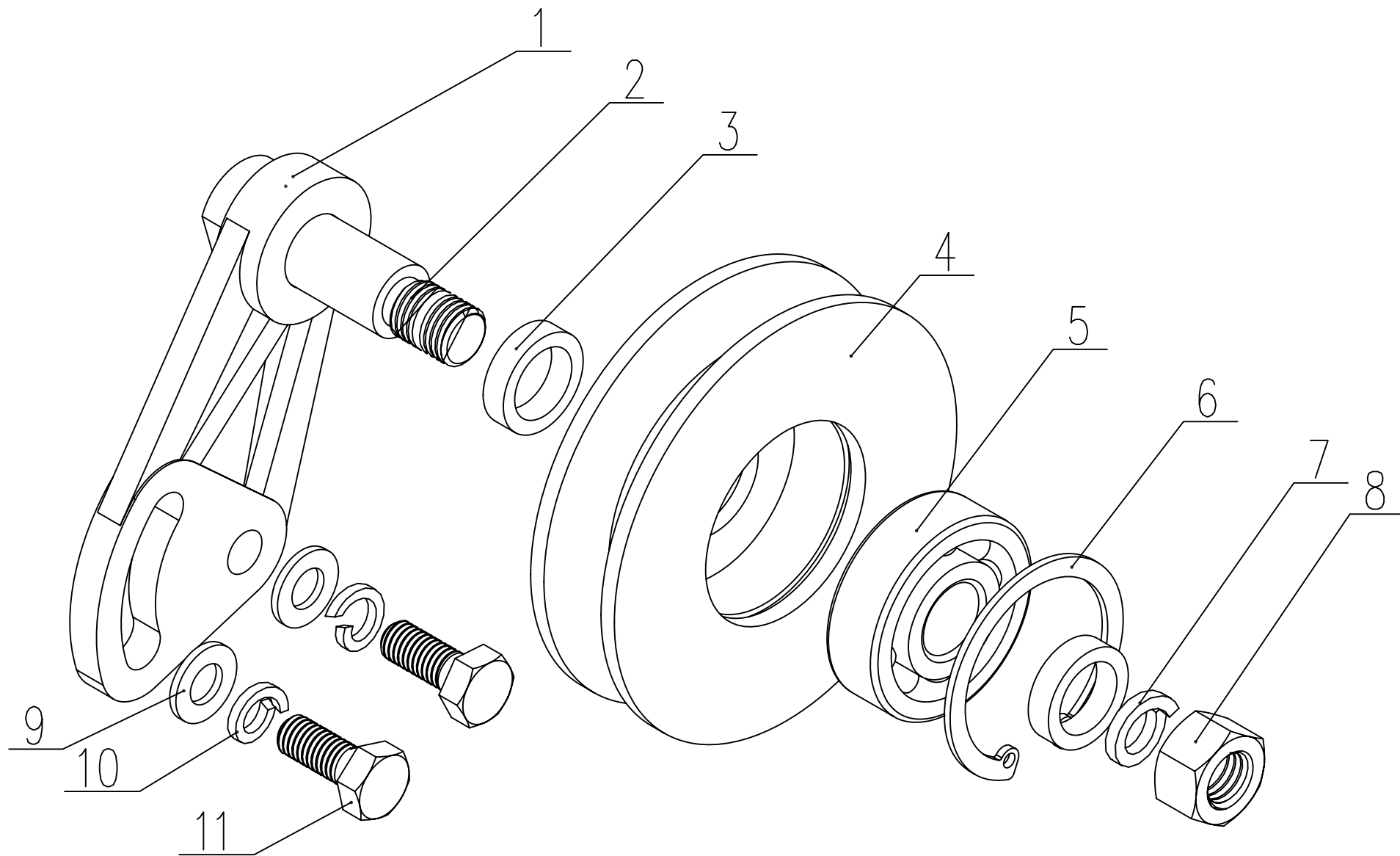


图15 张紧轮部件

Fig.15 Tension Pulley Assembly

13. 张紧轮部件 Tension pulley assembly (Fig. 13)

Ser.No.	Part No.	名称及规格	Name & Specifications	Quantity	Remarks
1	N390T-21002	张紧轮支架	Tension pulley bracket	1	
2	N390T-21004	张紧轮轴	Tension pulley shaft	1	
3	N390T-21003	套圈	Bush ring	2	
4	N390T-21001	张紧轮	Tension pulley	1	
5	GB/T276-1994-6302E-2RS	轴承 6302E-2RS	Bearing 6302E-2RS	1	
6	GB/T893.1-1986-42	挡圈 42	Thrust ring 42	1	
7	GB/T93-1987-12	垫圈 12	Washer 12	1	
8	GB/T6170-2000-M12	螺母 M12	Nut M12	1	
9	GB/T97.1-1985-8	垫圈 8	Washer 8	2	
10	GB/T93-1987-8	垫圈 8	Washer 8	2	
11	GB/T5783-2000-M8×20	螺栓 M8×20	Bolt M8×20	2	

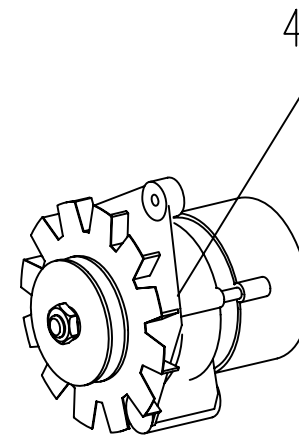
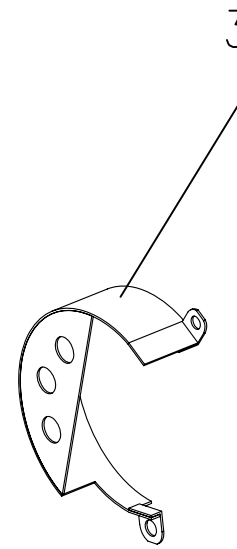
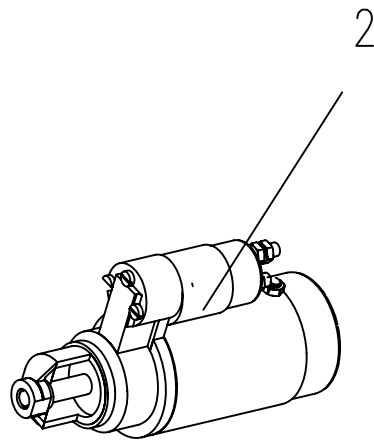
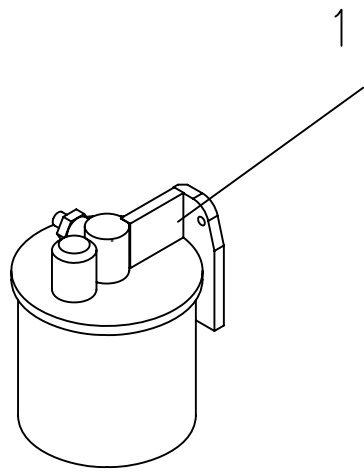


图14 机滤、空滤、发电机、起动电机、消声器

Fig.14 Oil Filter/Air Filter/Generator/Starting Motor/Silencer

14. 机滤、发电机、起动电机 Oil Filter/Air Filter/Generator/Starting Motor/Silencer
(Fig. 14)

Ser.No.	Part No.	名称及规格	Name & Specifications	Quantity	Remarks
1	N485Q-26000(B)	机油滤清器总成	Lubricating oil filter	1	
2	N485Q-30000(H)	起动电机总成	Starting motor	1	
3	N390T-29200B	发电机防护罩焊接件	Generator cover weldment	1	
4	N85Q-29000	充电发电机总成	Charging generator	1	